

B S R & Co. LLP

Chartered Accountants

KRM Tower, 1st & 2nd Floors,
No.1, Harrington Road, Chetpet,
Chennai – 600 031, India

Telephone: + 91 44 4608 3100
Fax: + 91 44 4608 3199

INDEPENDENT AUDITORS' REPORT

To the Members of Northern Arc Investment Managers Private Limited

Report on the Audit of the Financial Statements

Opinion

We have audited the financial statements of Northern Arc Investment Managers Private Limited (“the Company”), which comprise the balance sheet as at March 31, 2021, and the statement of profit and loss (including other comprehensive income), statement of changes in equity and statement of cash flows for the year then ended, and notes to the financial statements, including a summary of the significant accounting policies and other explanatory information (hereinafter referred to as “the financial statements”).

In our opinion and to the best of our information and according to the explanations given to us, the aforesaid financial statements give the information required by the Companies Act, 2013 (“Act”) in the manner so required and give a true and fair view in conformity with the accounting principles generally accepted in India, of the state of affairs of the Company as at March 31, 2021, and profit and other comprehensive income, changes in equity and its cash flows for the year ended on that date.

Basis for Opinion

We conducted our audit in accordance with the Standards on Auditing (SAs) specified under section 143(10) of the Act. Our responsibilities under those SAs are further described in the Auditors' Responsibilities for the Audit of the Financial Statements section of our report. We are independent of the Company in accordance with the Code of Ethics issued by the Institute of Chartered Accountants of India together with the ethical requirements that are relevant to our audit of the financial statements under the provisions of the Act and the Rules thereunder, and we have fulfilled our other ethical responsibilities in accordance with these requirements and the Code of Ethics. We believe that the audit evidence we have obtained is sufficient and appropriate to provide a basis for our opinion on the financial statements.

Emphasis of matter

As more fully described in Note 36 to the financial statements, the extent to which the ongoing COVID-19 pandemic will impact the Company's financial performance including the Company's estimate of fair valuation of investments, are dependent on the future developments, the severity and duration of the pandemic, that are highly uncertain. The impact assessment of COVID-19 is a continuing process. Company will continue to monitor any material changes to the future economic conditions.

Our opinion is not modified in respect of this matter.



Principal Office:

B S R & Co. LLP

Independent Auditors' Report To the Members of Northern Arc Investment Managers Private Limited

Page 2 of 8

Other Information

The Company's management and Board of Directors are responsible for the other information. The other information comprises the information included in the Company's board report, but does not include the financial statements and our auditors' report thereon. The board report is expected to be made available to us after the date of this auditor's report.

Our opinion on the financial statements does not cover the other information and we do not express any form of assurance conclusion thereon.

In connection with our audit of the financial statements, our responsibility is to read the other information and, in doing so, consider whether the other information is materially inconsistent with the financial statements or our knowledge obtained in the audit or otherwise appears to be materially misstated. If, based on the work we have performed, we conclude that there is a material misstatement of this other information, we are required to report that fact.

When we read the Company's board report, if we conclude that there is a material misstatement therein, we are required to communicate the matter to those charged with governance.

Management's and Board of Directors' Responsibility for the Financial Statements

The Company's Management and Board of Directors are responsible for the matters stated in section 134(5) of the Act with respect to the preparation of these financial statements that give a true and fair view of the state of affairs, profit/loss and other comprehensive income, changes in equity and cash flows of the Company in accordance with the accounting principles generally accepted in India, including the Indian Accounting Standards (Ind AS) specified under section 133 of the Act. This responsibility also includes maintenance of adequate accounting records in accordance with the provisions of the Act for safeguarding of the assets of the Company and for preventing and detecting frauds and other irregularities; selection and application of appropriate accounting policies; making judgments and estimates that are reasonable and prudent; and design, implementation and maintenance of adequate internal financial controls that were operating effectively for ensuring accuracy and completeness of the accounting records, relevant to the preparation and presentation of the financial statements that give a true and fair view and are free from material misstatement, whether due to fraud or error.

In preparing the financial statements, the Management and Board of Directors are responsible for assessing the Company's ability to continue as a going concern, disclosing, as applicable, matters related to going concern and using the going concern basis of accounting unless the Board of Directors either intends to liquidate the Company or to cease operations, or has no realistic alternative but to do so.

The Board of Directors is also responsible for overseeing the Company's financial reporting process.



**Independent Auditors' Report
To the Members of Northern Arc Investment Managers Private Limited**

Page 3 of 8

Auditors' Responsibilities for the Audit of the Financial Statements

Our objectives are to obtain reasonable assurance about whether the financial statements as a whole are free from material misstatement, whether due to fraud or error, and to issue an auditor's report that includes our opinion. Reasonable assurance is a high level of assurance, but is not a guarantee that an audit conducted in accordance with SAs will always detect a material misstatement when it exists. Misstatements can arise from fraud or error and are considered material if, individually or in the aggregate, they could reasonably be expected to influence the economic decisions of users taken on the basis of these financial statements.

As part of an audit in accordance with SAs, we exercise professional judgment and maintain professional skepticism throughout the audit. We also:

- Identify and assess the risks of material misstatement of the financial statements, whether due to fraud or error, design and perform audit procedures responsive to those risks, and obtain audit evidence that is sufficient and appropriate to provide a basis for our opinion. The risk of not detecting a material misstatement resulting from fraud is higher than for one resulting from error, as fraud may involve collusion, forgery, intentional omissions, misrepresentations, or the override of internal control.
- Obtain an understanding of internal control relevant to the audit in order to design audit procedures that are appropriate in the circumstance, but not for the purpose of expressing an opinion on whether the Company has in place an adequate internal financial controls with reference to financial statements and the operating effectiveness of such controls.
- Evaluate the appropriateness of accounting policies used and the reasonableness of accounting estimates and related disclosures in the financial statements made by the Management and Board of Directors.
- Conclude on the appropriateness of the Management and Board of Directors use of the going concern basis of accounting and, based on the audit evidence obtained, whether a material uncertainty exists related to events or conditions that may cast significant doubt on the Company's ability to continue as a going concern. If we conclude that a material uncertainty exists, we are required to draw attention in our auditor's report to the related disclosures in the financial statements or, if such disclosures are inadequate, to modify our opinion. Our conclusions are based on the audit evidence obtained up to the date of our auditor's report. However, future events or conditions may cause the Company to cease to continue as a going concern.
- Evaluate the overall presentation, structure and content of the financial statements, including the disclosures, and whether the financial statements represent the underlying transactions and events in a manner that achieves fair presentation.



B S R & Co. LLP

Independent Auditors' Report To the Members of Northern Arc Investment Managers Private Limited

Page 4 of 8

We communicate with those charged with governance regarding, among other matters, the planned scope and timing of the audit and significant audit findings that we identify during our audit.

We also provide those charged with governance with a statement that we have complied with relevant ethical requirements regarding independence, and to communicate with them all relationships and other matters that may reasonably be thought to bear on our independence, and where applicable, related safeguards.

Report on Other Legal and Regulatory Requirements

1. As required by the Companies (Auditors' Report) Order, 2016 ("the Order") issued by the Central Government in terms of section 143(11) of the Act, we give in the "Annexure A" a statement on the matters specified in paragraphs 3 and 4 of the Order, to the extent applicable.
2. (A) As required by Section 143(3) of the Act, we report that:
 - a) We have sought and obtained all the information and explanations which to the best of our knowledge and belief were necessary for the purposes of our audit.
 - b) In our opinion, proper books of account as required by law have been kept by the Company so far as it appears from our examination of those books.
 - c) The balance sheet, the statement of profit and loss (including other comprehensive income), the statement of changes in equity and the statement of cash flows dealt with by this Report are in agreement with the books of account.
 - d) In our opinion, the aforesaid financial statements comply with the Ind AS specified under section 133 of the Act.
 - e) On the basis of the written representations received from the directors as on April 1, 2021 taken on record by the Board of Directors, none of the directors is disqualified as on March 31, 2021 from being appointed as a director in terms of Section 164(2) of the Act.
 - f) The Company has been exempted from the requirements of its auditor's reporting on whether the Company has adequate internal financial control with reference to financial statements in place and the operating effectiveness of such controls (clause (i) of Section 143(3)).



B S R & Co. LLP

**Independent Auditors' Report
To the Members of Northern Arc Investment Managers Private Limited**

Page 5 of 8

(B) With respect to the other matters to be included in the Auditors' Report in accordance with Rule 11 of the Companies (Audit and Auditors) Rules, 2014, in our opinion and to the best of our information and according to the explanations given to us:

- i. The Company has disclosed the impact of pending litigations as at March 31, 2021 on its financial position in its financial statements - Refer note 27 to the financial statements;
- ii. The Company did not have any long-term contracts including derivative contracts for which there were any material foreseeable losses;
- iii. There were no amounts which were required to be transferred to the Investor Education and Protection Fund by the Company;
- iv. The disclosures in the financial statements regarding holdings as well as dealings in specified bank notes during the period from November 8, 2016 to December 30, 2016 have not been made in these financial statements since they do not pertain to the financial year ended March 31, 2021.

(C) With respect to the matter to be included in the Auditors' Report under section 197(16):

The Company being a private company, the provisions of section 197 of the Act is not applicable to the Company

for B S R & Co. LLP

Chartered Accountants

Firm's registration no: 101248W/W-100022



Naveen Raj R

Partner

Membership no. 217772

ICAI UDIN: 21217772AAAABJ4586

Place: Chennai

Date: 5 May 2021

B S R & Co. LLP

Annexure A to the Independent Auditors' Report To the Members of Northern Arc Investment Managers Private Limited (referred to in our report of even date)

Page 6 of 8

- (i) (a) The Company has maintained proper records showing full particulars, including quantitative details and situation of fixed assets.
- (b) The Company has a regular programme of physical verification of fixed assets by which fixed assets are verified every year. In our opinion, this periodicity of physical verification is reasonable having regard to the size of the Company and the nature of its assets. According to the information and explanation given to us, no material discrepancies were noticed on such verification.
- (c) According to the information and explanations given to us and on the basis of our examination of the records of the Company, the Company does not hold any immovable properties. Accordingly, paragraph 3(i)(c) of the Order is not applicable.
- (ii) According to the information and explanations given to us and on the basis of our examination of the records of the Company, the Company is a service company, accordingly it does not hold any physical inventories. Thus, paragraph 3(ii) of the Order is not applicable.
- (iii) According to the information and explanations given to us and on the basis of our examination of the records of the Company, the Company has not granted any loan, secured or unsecured to companies, firms, limited liability partnerships or other parties covered in the register required under Section 189 of the Act. Accordingly, paragraph 3(iii) of the Order is not applicable.
- (iv) According to the information and explanations given to us and on the basis of our examination of the records of the Company, the Company does not have any loan, investments, guarantees and security which requires compliance under section 185 and 186 of the Companies Act, 2013. Accordingly, paragraph 3(iv) of the Order is not applicable.
- (v) According to the information and explanations given to us and on the basis of our examination of the records of the Company, the Company has not accepted any deposits as mentioned in the directives issued by the Reserve Bank of India and provisions of Sections 73 to 76 or any other relevant provisions of the Act and the relevant rules framed there-under. Accordingly, paragraph 3(v) of the Order is not applicable to the Company.
- (vi) The Central Government has not prescribed the maintenance of cost records under section 148 (1) of the Act, for any of the services rendered by the Company. Accordingly, paragraph 3(vi) of the Order is not applicable.



Annexure A to the Independent Auditors' Report
To the Members of Northern Arc Investment Managers Private Limited
(referred to in our report of even date)

Page 7 of 8

- (vii) (a) According to the information and explanations given to us and on the basis of our examination of the records of the Company, amounts deducted/ accrued in the books of account in respect of undisputed statutory dues including provident fund, income-tax, goods and services tax, cess and other material statutory dues have been generally deposited regularly during the year by the Company with the appropriate authorities. As explained to us, the Company did not have any dues on account of employees' state insurance, sales tax, duty of customs, duty of excise, service tax and value added tax.

According to the information and explanations given to us, no undisputed amounts payable in respect of provident fund, income-tax, goods and services tax, cess and other material statutory dues were in arrears as at March 31, 2021 for a period of more than six months from the date they became payable.

- (b) According to the information and explanations given to us and the records of the Company examined by us, there are no dues of income tax and goods and services tax which have not been deposited on account of any dispute.
- (viii) In our opinion and according to the information and explanations given to us, the Company has not defaulted in repayment of dues to financial institutions. The Company does not have any outstanding loans or borrowings from banks, government or debenture holders during the year. Accordingly, paragraph 3(viii) of the Order is not applicable.
- (ix) In our opinion and according to the information and explanations given to us, the Company has not raised any money by way of initial public offer or further public offer (including debt instruments). However, the Company has raised term loans during the year. In our opinion and according to the information and explanation given to us, the term loans taken by the Company have been applied for the purposes for which they have been raised.
- (x) According to the information and explanations given to us, no material fraud on or by the Company by its officers or employees has been noticed or reported during the course of our audit.
- (xi) The Company being a private limited company, the provisions of Section 197 read with Schedule V of the Act is not applicable. Accordingly, paragraph 3(xi) of the Order is not applicable to the Company.
- (xii) In our opinion and according to the information and explanations given to us, the Company is not a Nidhi company. Accordingly, paragraph 3(xii) of the Order is not applicable.



B S R & Co. LLP

Annexure A to the Independent Auditors' Report To the Members of Northern Arc Investment Managers Private Limited (referred to in our report of even date)


Page 8 of 8

- (xiii) According to the information and explanations given to us and based on our examination of the records of the Company, the transactions with related parties are in compliance with section 188 of Act, where applicable and the details of such transactions have been disclosed in the financial statements as required under applicable accounting standards. The Company is a private limited company and hence the provisions of Section 177 of the Act is not applicable.
- (xiv) According to the information and explanations give to us and based on our examination of the records of the Company, the Company has not made any preferential allotment or private placement of shares or fully or partly convertible debentures during the year. Accordingly, paragraph 3(xiv) of the Order is not applicable.
- (xv) According to the information and explanations given to us and based on our examination of the records of the Company, the Company has not entered into non-cash transactions with directors or persons connected with them during the year. Accordingly, paragraph 3(xv) of the Order is not applicable.
- (xvi) According to the information and explanations given to us and based on our examination of the records of the Company, the Company is not required to be registered under section 45-IA of the Reserve Bank of India Act, 1934. Accordingly, paragraph 3(xvi) of the Order is not applicable.

for B S R & Co. LLP

Chartered Accountants

Firm's registration no: 101248W/W-100022



Naveen Raj R

Partner

Membership no. 217772

ICAI UDIN: 21217772AAAABJ4586

Place: Chennai

Date: 5 May 2021

Northern Arc Investment Managers Private Limited

Balance Sheet as at March 31, 2021

(All amounts are in Indian Rupees in Lakhs, except share data and unless otherwise stated)

Particulars	Note	As at March 31, 2021	As at March 31, 2020
ASSETS			
Non-current assets			
Property, plant and equipment	4	0.02	-
Financial assets			
Investments	5	4,339.84	3,449.92
Current tax assets (net)	7	24.89	420.95
Total non-current assets		4,364.75	3,870.87
Current assets			
Financial assets			
Investments	5	118.04	640.99
Trade receivables	8	360.45	8.58
Cash and cash equivalents	9	606.46	41.82
Other financial assets	6	48.97	42.31
Other current assets	10	290.95	206.80
Total current assets		1,424.87	940.50
Total assets		5,789.62	4,811.37
EQUITY AND LIABILITIES			
Equity			
Equity share capital	11	361.00	361.00
Other equity	12	2,587.21	1,696.78
Total equity		2,948.21	2,057.78
Liabilities			
Non-current liabilities			
Financial liabilities			
Borrowings	13	1,400.00	2,169.45
Provisions	14	29.30	57.15
Deferred tax liabilities (net)	24	97.72	59.80
Total non-current liabilities		1,527.02	2,286.40
Current liabilities			
Financial liabilities			
Borrowings	13	738.40	0.69
Trade payables	15		
- Total outstanding dues of micro enterprises and small enterprises			
- Total outstanding dues of creditors other than micro enterprises and small enterprises		292.40	155.06
Other financial liabilities	16	145.01	167.10
Other current liabilities	17	128.58	143.45
Provisions	14	10.00	0.89
Total current liabilities		1,314.39	467.19
Total equity and liabilities		5,789.62	4,811.37

Significant accounting policies

2 and 3

The notes referred to above form an integral part of the financial statements

As per our report of even date attached

for **BSR & Co. LLP**

Chartered Accountants

Firm's Registration No: I01248W/W-100022


Naveen Raj R

Partner

Membership No. 217772

for and on behalf of the Board of Directors of

Northern Arc Investment Managers Private Limited

CIN: U74120TN2014PTC095061


Kshama Fernandes

Director

DIN:02539429


Kalyanasundaram C

Chief Financial Officer


Chaitanya Pande

Director

DIN:06934810


Nriithya Murali Ganam

Company Secretary

Membership No. 38778

Ravi Yukkadala

Chief Executive Officer



Place : Chennai

Date : May 5, 2021

Place : Chennai

Date : May 5, 2021



Northern Arc Investment Managers Private Limited
Statement of Profit and Loss for the year ended March 31, 2021

(All amounts are in Indian Rupees in lakhs, except share data and unless otherwise stated)

Particulars	Note	Year ended March 31, 2021	Year ended March 31, 2020
INCOME			
Revenue from operations	18	2,231.18	1,918.48
Other income	19	180.41	23.13
Total income		2,411.59	1,941.61
EXPENSES			
Employee benefit expense	20	494.69	622.45
Finance costs	21	294.93	261.24
Depreciation and amortisation expense	22	0.05	0.28
Other expenses	23	451.37	963.30
Total expenses		1,241.04	1,847.27
Profit before tax		1,170.55	94.34
Tax expense			
Current tax	24	264.48	32.00
Deferred tax charge / (credit)	24	32.31	(9.13)
		296.79	22.87
Profit for the year		873.76	71.47
Other comprehensive income			
Items that will not be reclassified to profit or loss			
Remeasurements of the defined benefit (liability) / asset		22.28	(35.34)
Income tax relating to items that will not be reclassified to profit or loss		(5.61)	8.89
Other comprehensive income for the year		16.67	(26.45)
Total comprehensive income for the year		890.43	45.02
Earnings per equity share			
	32		
Basic (in rupees)		242.04	19.80
Diluted (in rupees)		242.04	19.80
Face value (in rupees)		100.00	100.00

Significant accounting policies

2 and 3

The notes referred to above form an integral part of the financial statements

As per our report of even date attached
for BSR & Co. LLP

Chartered Accountants

Firm's Registration No: 101248W/W-100022

for and on behalf of the Board of Directors of

Northern Arc Investment Managers Private Limited

CIN: U74120TN2014PTC095064



Naveen Raj R

Partner


Membership No. 217772



Kshama Fernandes

Director

DIN:02539429



Chaitanya Pande

Director


DIN:06934810

Ravi Vukkadala

Chief Executive Officer



Kalyanasundaram C
Chief Financial Officer



Nriithya Murali Ganam
Company Secretary
Membership No. 38778



Place : Chennai

Date : May 5, 2021

Place : Chennai

Date : May 5, 2021



Northern Arc Investment Managers Private Limited
Statement of Cash Flows for the year ended March 31, 2021
(All amounts are in Indian Rupees in lakhs, except share data and unless otherwise stated)

	Year ended March 31, 2021	Year ended March 31, 2020
A <u>Cash flow from operating activities</u>		
Profit after tax	873.76	71.47
<u>Adjustments for:</u>		
Depreciation and amortisation expense	0.05	0.28
Tax expense (including deferred tax)	302.40	22.87
Unrealised gain on alternative investment funds designated at fair value through profit or loss	(131.82)	-
Interest expense on term loan and cash credits	294.93	232.55
Premium on redeemable preference shares	-	28.66
Operating profit before working capital changes	1,339.32	355.83
<u>Changes in working capital:</u>		
(Increase) in trade receivables	(351.87)	(6.26)
(Increase) in other financial assets	(6.66)	(33.89)
(Increase) / decrease in other non-financial assets	(84.15)	23.07
(Increase) in Investments	(235.15)	(46.32)
Increase / (decrease) in trade payables	137.34	(10.92)
(Decrease) / Increase in Other financial liabilities and provisions	(23.51)	67.81
(Decrease) / Increase in Other non-financial liabilities	(14.87)	117.74
Cash generated from operations	760.45	467.06
Income taxes paid (net)	130.93	(342.03)
Net Cash flow generated from operating activities (A)	891.38	125.03
B <u>Cash flows from investing activities</u>		
Purchase of property, plant and equipment	(0.07)	-
Net cash (used in) investing activities (B)	(0.07)	-
C <u>Cash flow from financing activities</u>		
Proceeds from long term borrowings	604.26	1,933.45
Repayment of long term borrowings	(636.00)	(904.00)
Redemption of preference shares	-	(722.00)
Premium /Dividend payment on preference shares including dividend distribution tax	-	(231.04)
Interest paid	(294.93)	(232.57)
Net cash (used in) financing activities (C)	(326.67)	(156.16)
Net increase in cash and cash equivalents (A+B+C)	564.64	(31.13)
Cash and cash equivalents at the beginning of the year	41.82	72.95
Cash and cash equivalents at the end of the year	606.46	41.82

h

Northern Arc Investment Managers Private Limited
Statement of Cash Flows for the year ended March 31, 2021

(All amounts are in Indian Rupees in lakhs, except share data and unless otherwise stated)

Notes to cash flow statement

	Note	As at March 31, 2021	As at March 31, 2020
1 Components of cash and cash equivalents:	9		
Balances with banks			
- in current accounts		606.46	41.82
		<u>606.46</u>	<u>41.82</u>

2 The above cashflow statement has been prepared under the "indirect method" as set out in the Ind AS-7 on statement of cashflows specified under section 133 of the Companies Act, 2013.

Significant accounting policies

2 and 3

The notes referred to above form an integral part of financial statements

As per our report of even date attached

for **BSR & Co. LLP**
Chartered Accountants
Firm's Registration No:101248W/W-100022

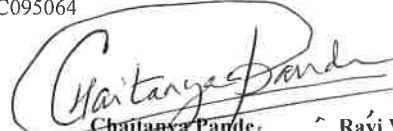


Naveen Raj R
Partner
Membership No. 217772

for and on behalf of the Board of Directors of
Northern Arc Investment Managers Private Limited
CIN: U74120TN2014PTC095064



Kshama Fernandes
Director
DIN:02539429



Chaitanya Paude
Director
DIN:06934810

Ravi Vukkadala
Chief Executive Officer



Kalyanasundaram C
Chief Financial Officer



Nithya Murali Ganam
Company Secretary
Membership No. 38778



Place : Chennai
Date : May 5, 2021

Place : Chennai
Date : May 5, 2021



Northern Arc Investment Managers Private Limited
Statement of changes in equity for the year ended March 31, 2021
 (All amounts are in Indian Rupees in lakhs, except share data and unless otherwise stated)

A. Equity Share Capital

Equity Share capital of INR 100 each Issued, subscribed and fully paid	
Balance as at April 1, 2019	361.00
Changes in equity share capital during the year	-
Balance as at March 31, 2020	361.00
Changes in equity share capital during the year	-
Balance as at March 31, 2021	361.00

B. Other Equity

	Reserves and surplus			Other	Total Other Equity attributable to Equity Holders of the Company
	Capital Redemption Reserve	Retained Earnings	Capital reserve - Employee stock options outstanding account	Comprehensive Income (OCI) Remeasurements of Defined Benefit Obligations	
Balance as at April 1, 2019	-	1,586.76	65.00	-	1,651.76
Change in equity for the Year ended March 31, 2020					
Profit for the year		71.47	-	-	71.47
Transfer to Capital Redemption Reserve	722.00	(722.00)	-	-	-
Remeasurement of net defined benefit liability	-	-	-	(26.45)	(26.45)
Reclassification of remeasurement of net defined benefit liability (net of taxes)	-	(26.45)	-	26.45	-
Balance as at March 31, 2020	722.00	909.78	65.00	-	1,696.78
Change in equity for the Year ended March 31, 2021					
Profit for the year		873.76	-	-	873.76
Remeasurement of net defined benefit liability	-	-	-	16.67	16.67
Reclassification of remeasurement of net defined benefit liability (net of taxes)	-	16.67	-	(16.67)	-
Balance as at March 31, 2021	722.00	1,800.21	65.00	-	2,587.21

Significant accounting policies (refer note 2 and 3)

The notes referred to above form an integral part of the financial statements

As per our report of even date attached for **BSR & Co. LLP**
 Chartered Accountants
 Firm's Registration No:101248W/W-100022




Naveen Raj R
 Partner
 Membership No. 217772

for and on behalf of the Board of Directors of
Northern Arc Investment Managers Private Limited
 CIN: U74120TN2014PTC095064



Ashama Fernandes
 Director
 DIN:02539429



Chaitanya Pande
 Director
 DIN:06934810

Ravi Vukkadala
 Chief Executive Officer



Kalyanasundaram C
 Chief Financial Officer



Nrihya Murali Ganam
 Company Secretary
 Membership No. 38778



Place : Chennai
 Date : May 5, 2021

Place : Chennai
 Date : May 5, 2021



Northern Arc Investment Managers Private Limited
Notes to the financial statements for the year ended March 31, 2021

(All amounts are in Indian Rupees in lakhs, except share data and unless otherwise stated)

1 Reporting entity

Northern Arc Investment Managers Private Limited ("the Company") was incorporated on February 17, 2014, with the aim of carrying on the business of Investment Company and also to provide portfolio management services to Offshore funds and all kinds of Investment Funds. The Company is a wholly owned subsidiary of Northern Arc Capital Limited. The Company's registered address is No. 1, Kanagam Village, 10th Floor IITM Research Park, Taramani Chennai TN 600113.

2 Basis of preparation

2.1 Statement of compliance

These financial statements have been prepared in accordance with Indian Accounting Standards (Ind AS) as per the Companies (Indian Accounting Standards) Rules, 2015 notified under Section 133 of Companies Act, 2013, (the 'Act'), other relevant provisions of the Act.

These financial statements were authorised for issue by the Company's Board of Directors on May 5, 2021.

Accounting policies have been consistently applied except where a newly issued accounting standard is initially adopted or a revision to the existing accounting standard requires a change in the accounting policy hitherto in use.

Details of the Company's accounting policies were disclosed in note 3.

2.2 Functional and presentation currency

These financial statements are presented in Indian Rupees (INR), which is also the Company's functional currency. All amounts have been rounded-off to the nearest Rupees in lakhs (two decimals), unless otherwise indicated.

2.3 Basis of measurement

The financial statements have been prepared on the historical cost basis except for the following items:

Items	Measurement basis
Investments in Alternative Investment Fund	Fair value
Liabilities for equity-settled share-based payment arrangements	Fair value
Net defined benefit (asset)/ liability	Fair value of plan assets less present value of defined benefit obligations

2.4 Current and non current classification

All assets and liabilities have been classified as current or non-current as per the Company's normal operating cycle. Based on the nature of products and the time between the acquisition of assets for processing and their realisation in cash or cash equivalents, the Company has ascertained its operating cycle as 12 months for the purpose of current – non-current classification of assets and liabilities.

2.5 Use of estimates and judgments

The preparation of the financial statements in conformity with Ind AS requires management to make estimates, judgments and assumptions. These estimates, judgments and assumptions affect the application of accounting policies and the reported amounts of assets and liabilities, the disclosures of contingent assets and liabilities at the date of the financial statements and reported amounts of revenues and expenses during the period. Accounting estimates could change from period to period. Actual results could differ from those estimates. Estimates and underlying assumptions are reviewed on an ongoing basis. Appropriate changes in estimates are made as management becomes aware of changes in circumstances surrounding the estimates. Changes in estimates are reflected in the financial statements in the period in which changes are made and, if material, their effects are disclosed in the notes to the financial statements.

Estimation of uncertainties relating to COVID-19:

The Company has considered the possible effects that may result from the pandemic relating to COVID-19 on the carrying amounts of investments. In developing the assumptions relating to the possible future uncertainties in the global economic conditions because of this pandemic, the Company, as at the date of approval of these financial statements has used internal and external sources of information including credit reports and related information, economic forecasts. The impact of COVID-19 on the Company's financial statements may differ from that estimated as at the date of approval of these financial statements.

Information about judgments, estimates and assumptions made in applying accounting policies that have the most significant effects on the amounts recognised in the financial statements is included in the following notes:

i) Business model assessment

Classification and measurement of financial assets depends on the results of business model and the solely payments of principal and interest ("SPPI") test. The Company determines the business model at a level that reflects how groups of financial assets are managed together to achieve a particular business objective. This assessment includes judgement reflecting all relevant evidence including how the performance of the assets is evaluated and their performance measured, the risks that affect the performance of the assets and how these are managed and how the managers of the assets are compensated. The Company monitors financial assets measured at amortised cost or fair value through other comprehensive income or fair value through profit and loss that are derecognised prior to their maturity to understand the reason for their disposal and whether the reasons are consistent with the objective of the business for which the asset was held. Monitoring is part of the Company's continuous assessment of whether the business model for which the remaining financial assets are held continues to be appropriate and if it is not appropriate whether there has been a change in business model and so a prospective change to the classification of those assets.



2.5 Use of estimates and judgments (continued)

ii) Fair value of financial instruments

The fair value of financial instruments is the price that would be received to sell an asset or paid to transfer a liability in an orderly transaction in the principal (or most advantageous) market at the measurement date under current market conditions (i.e. an exit price) regardless of whether that price is directly observable or estimated using another valuation technique. When the fair values of financial assets and financial liabilities recorded in the balance sheet cannot be derived from active markets, they are determined using a variety of valuation techniques that include the use of valuation models. The inputs to these models are taken from observable markets where possible, but where this is not feasible, estimation is required in establishing fair values.

iii) Impairment of financial assets

The measurement of impairment losses across all categories of financial assets requires judgement, in particular, the estimation of the amount and timing of future cash flows and collateral values when determining impairment losses and the assessment of a significant increase in credit risk. These estimates are driven by a number of factors, changes in which can result in different levels of allowances.

The Company's expected credit loss ("ECL") calculations are outputs of complex models with a number of underlying assumptions regarding the choice of variable inputs and their interdependencies. Elements of the ECL models that are considered accounting judgements and estimates include :

- a) The Company's criteria for assessing if there has been a significant increase in credit risk and so allowances for financial assets should be measured on a life time expected credit loss ("LTECL") basis.
- b) Development of ECL models, including the various formulas and the choice of inputs.
- c) Determination of associations between macroeconomic scenarios and economic inputs, such as consumer spending, lending interest rates and collateral values, and the effect on probability of default ("PD"), exposure at default ("EAD") and loss given default ("LGD").
- d) Selection of forward-looking macroeconomic scenarios and their probability weightings, to derive the economic inputs into ECL models.

iv) Provisions and other contingent liabilities

When the Company can reliably measure the outflow of economic benefits in relation to a specific case and considers such outflows to be probable, the Company records a provision against the case. Where the outflow is considered to be probable, but a reliable estimate cannot be made, a contingent liability is disclosed.

Given the subjectivity and uncertainty of determining the probability and amount of losses, the Company takes into account a number of factors including legal advice, the stage of the matter and historical evidence from similar incidents. Significant judgement is required to conclude on these estimates.

These estimates and judgements are based on historical experience and other factors, including expectations of future events that may have a financial impact on the Company and that are believed to be reasonable under the circumstances. Management believes that the estimates used in preparation of the financial statements are prudent and reasonable.

v) Other assumptions and estimation uncertainties

Information about critical judgments in applying accounting policies, as well as estimates and assumptions that have the most significant effect to the carrying amounts of assets and liabilities within the next financial year are included in the following notes:

- a) Measurement of defined benefit obligations: key actuarial assumptions;
- b) Estimated useful life of property, plant and equipment and intangible assets;
- c) Recognition of deferred taxes;

3 Significant accounting policies

3.1 Revenue Recognition

Fee income

Revenue (other than for those items to which Ind AS 109 Financial Instruments are applicable) is measured at fair value of the consideration received or receivable. Ind AS 115 Revenue from contracts with customers outlines a single comprehensive model of accounting for revenue arising from contracts with customers and supersedes current revenue recognition guidance found within Ind ASs.

Step 1: Identify contract(s) with a customer: A contract is defined as an agreement between two or more parties that creates enforceable rights and obligations and sets out the criteria for every contract that must be met.

Step 2: Identify performance obligations in the contract: A performance obligation is a promise in a contract with a customer to transfer a good or service to the customer.

Step 3: Determine the transaction price: The transaction price is the amount of consideration to which the Company expects to be entitled in exchange for transferring promised goods or services to a customer, excluding amounts collected on behalf of third parties.

Step 4: Allocate the transaction price to the performance obligations in the contract: For a contract that has more than one performance obligation, the Company allocates the transaction price to each performance obligation in an amount that depicts the amount of consideration to which the Company expects to be entitled in exchange for satisfying each performance obligation.

Step 5: Recognise revenue when (or as) the Company satisfies a performance obligation.



3.1 Revenue Recognition (continued)

Income from investment in alternative investment fund

Income from investment in alternative investment fund is recognised when the right to receive is established.

Dividend income

Dividend income is recognised when the Company's right to receive the payment is established, it is probable that the economic benefits associated with the dividend will flow to the Company and the amount of the dividend can be measured reliably. This is generally when the shareholders approve the dividend

Interest income

Interest income is recognised on a time proportionate basis.

3.2 Financial instrument - initial recognition

A. Date of recognition

Financial assets and financial liabilities are initially recognised when the Company becomes a party to the contractual provisions of the instrument.

B. Initial measurement of financial instruments

The classification of financial instruments at initial recognition depends on their contractual terms and the business model for managing the instruments. Financial instruments are initially measured at their fair value, except in the case of financial assets and financial liabilities recorded at FVTPL, transaction costs are added to, or subtracted from this amount.

C. Measurement categories of financial assets and liabilities

The Company classifies all of its financial assets based on the business model for managing the assets and the asset's contractual terms, measured at either:

- i) Amortised cost
- ii) Fair value through other comprehensive income (FVOCI)
- iii) Fair value through profit or loss (FVTPL)

3.3 Financial assets and liabilities

A. Financial assets

Business model assessment

The Company determines its business model at the level that best reflects how it manages groups of financial assets to achieve its business objective.

The Company's business model is not assessed on an instrument-by-instrument basis, but at a higher level of aggregated portfolios and is based on observable factors such as:

- a) How the performance of the business model and the financial assets held within that business model are evaluated and reported to the Company's key management personnel.
- b) The risks that affect the performance of the business model (and the financial assets held within that business model) and, in particular, the way those risks are managed.
- c) How managers of the business are compensated (for example, whether the compensation is based on the fair value of the assets managed or on the contractual cash flows collected).
- d) The expected frequency, value and timing of sales are also important aspects of the Company's assessment.

Sole Payments of Principal and Interest (SPPI test)

As a second step of its classification process, the Company assesses the contractual terms of financial to identify whether they meet SPPI test. 'Principal' for the purpose of this test is defined as the fair value of the financial asset at initial recognition and may change over the life of financial asset (for example, if there are repayments of principal or amortisation of the premium/ discount). The most significant elements of interest within a lending arrangement are typically the consideration for the time value of money and credit risk. To make the SPPI assessment, the Company applies judgement and considers relevant factors such as the period for which the interest rate is set.

In contrast, contractual terms that introduce a more than de minimis exposure to risks or volatility in the contractual cash flows that are unrelated to a basic lending arrangement do not give rise to contractual cash flows that are solely payments of principal and interest on the amount outstanding. In such cases, the financial asset is required to be measured at FVTPL.

Accordingly, financial assets are measured as follows

i) Financial assets carried at amortised cost (AC)

A financial asset is measured at amortised cost if it is held within a business model whose objective is to hold the asset in order to collect contractual cash flows and the contractual terms of the financial asset give rise on specified dates to cash flows that are solely payments of principal and interest on the principal amount outstanding.

ii) Financial assets at fair value through other comprehensive income (FVOCI)

A financial asset is measured at FVOCI if it is held within a business model whose objective is achieved by both collecting contractual cash flows and selling financial assets and the contractual terms of the financial asset give rise on specified dates to cash flows that are solely payments of principal and interest on the principal amount outstanding. Since, the loans and advances are held to sale and collect contractual cash flows, they are measured at FVOCI.

iii) Financial assets at fair value through profit or loss (FVTPL)

A financial asset which is not classified in any of the above categories are measured at FVTPL.



Northern Arc Investment Managers Private Limited

Notes to the financial statements for the year ended March 31, 2021

(All amounts are in Indian Rupees in lakhs, except share data and unless otherwise stated)

B. Financial liability

i) Initial recognition and measurement

All financial liability are initially recognized at fair value. Transaction costs that are directly attributable to the acquisition or issue of financial liability, which are not at fair value through profit or loss, are adjusted to the fair value on initial recognition.

ii) Subsequent measurement

Financial liabilities are carried at amortized cost using the effective interest method.

3.4 Reclassification of financial assets and liabilities

The Company does not reclassify its financial assets subsequent to their initial recognition, apart from the exceptional circumstances in which the Company acquires, disposes of, or terminates a business line. Financial liabilities are never reclassified.

3.5 Derecognition of financial assets and liabilities

A. Derecognition of financial assets due to substantial modification of terms and conditions

The Company derecognises a financial asset, when the terms and conditions have been renegotiated to the extent that, substantially, it becomes a new loan, with the difference recognised as a derecognition gain or loss, to the extent that an impairment loss has not already been recorded. The newly recognised loans are classified as Stage 1 for ECL measurement purposes.

B. Derecognition of financial assets other than due to substantial modification

i) Financial Assets

A financial asset (or, where applicable, a part of a financial asset or part of a group of similar financial assets) is derecognised when the contractual rights to the cash flows from the financial asset expires or it transfers the rights to receive the contractual cash flows in a transaction in which substantially all of the risks and rewards of ownership of the financial asset are transferred or in which the Company neither transfers nor retains substantially all of the risks and rewards of ownership and it does not retain control of the financial asset.

On derecognition of a financial asset in its entirety, the difference between the carrying amount (measured at the date of derecognition) and the consideration received (including any new asset obtained less any new liability assumed) is recognised in the statement of profit and loss.

ii) Financial Liability

A financial liability is derecognised when the obligation under the liability is discharged, cancelled or expires. Where an existing financial liability is replaced by another from the same lender on substantially different terms, or the terms of an existing liability are substantially modified, such an exchange or modification is treated as a derecognition of the original liability and the recognition of a new liability. The difference between the carrying value of the original financial liability and the consideration paid is recognised in the statement of profit and loss.

3.6 Impairment of financial assets

The Company recognises loss allowances for expected credit losses on:

- financial assets measured at amortised cost;

At each reporting date, the Company assesses whether financial assets carried at amortised cost are credit - impaired. A financial asset is 'credit - impaired' when one or more events that have a detrimental impact on the estimated future cash flows of the financial asset have occurred.

Evidence that a financial asset is credit- impaired includes the following observable data:

- significant financial difficulty of the borrower or issuer;
- a breach of contract such as a default;
- the restructuring of a loan or advance by the Company on terms
- it is probable that the borrower will enter bankruptcy or other
- the disappearance of an active market for a security because of

The Company measures loss allowances at an amount equal to lifetime expected credit losses, except for the following, which are measured as 12 month expected credit losses:

- debt securities that are determined to have low credit risk at the reporting date; and
- other debt securities and bank balances for which credit risk (i.e. the risk of default occurring over the expected life of the financial instrument) has not increased significantly since initial recognition.

Loss allowances for trade receivables are always measured at an amount equal to lifetime expected credit losses.

Lifetime expected credit losses are the expected credit losses that result from all possible default events over the expected life of a financial instrument. 12-month expected credit losses are the portion of expected credit losses that result from default events that are possible within 12 months after the reporting date (or a shorter period if the expected life of the instrument is less than 12 months). In all cases, the maximum period considered when estimating expected credit losses is the maximum contractual period over which the Company is exposed to credit risk.

[Handwritten signature]



3.6 Impairment of financial assets (continued)

When determining whether the credit risk of a financial asset has increased significantly since initial recognition and when estimating expected credit losses, the Company considers reasonable and supportable information that is relevant and available without undue cost or effort. This includes both quantitative and qualitative information and analysis, based on the Company's historical experience and informed credit assessment and including forward-looking information.

The Company considers a financial asset to be in default when the borrower is unlikely to pay its credit obligations to the Company in full, without recourse by the Company to actions such as realising security (if any is held).

Measurement of expected credit losses

Expected credit losses are a probability-weighted estimate of credit losses. Credit losses are measured as the present value of all cash shortfalls (i.e. the difference between the cash flows due to the Company in accordance with the contract and the cash flows that the Company expects to receive).

Presentation of allowance for expected credit losses in the balance sheet

Loss allowances for financial assets measured at amortised cost are deducted from the gross carrying amount of the assets.

3.7 Write-offs

The gross carrying amount of a financial asset is written-off when there is no reasonable expectation of recovering the asset. If the amount to be written off is greater than the accumulated loss allowance, the difference is first treated as an addition to the allowance that is then applied against the gross carrying amount. Any subsequent recoveries are credited to impairment on financial instruments in the statement of profit and loss.

3.8 Determination of fair value

Fair value is the price that would be received to sell an asset or paid to transfer a liability in an orderly transaction between market participants at the measurement date, regardless of whether that price is directly observable or estimated using another valuation technique. In estimating the fair value of an asset or a liability, the Company has taken into account the characteristics of the asset or liability if market participants would take those characteristics into account when pricing the asset or liability at the measurement date.

In addition, for financial reporting purposes, fair value measurements are categorised into Level 1, 2, or 3 based on the degree to which the inputs to the fair value measurements are observable and the significance of the inputs to the fair value measurement in its entirety, which are described as follows:

Level 1 financial instruments: Those where the inputs used in the valuation are unadjusted quoted prices from active markets for identical assets or liabilities that the Company has access to at the measurement date. The Company considers markets as active only if there are sufficient trading activities with regards to the volume and liquidity of the identical assets or liabilities and when there are binding and exercisable price quotes available on the balance sheet date;

Level 2 financial instruments: Those where the inputs that are used for valuation and are significant, are derived from directly or indirectly observable market data available over the entire period of the instrument's life. Such inputs include quoted prices for similar assets or liabilities in active markets, quoted prices for identical instruments in inactive markets and observable inputs other than quoted prices such as interest rates and yield curves, implied volatilities, and credit spreads; and

Level 3 financial instruments: Those that include one or more unobservable input that is significant to the measurement as whole.

3.9 Foreign currency transactions

Transactions in foreign currencies are translated into the functional currency of the Company, at the exchange rates at the dates of the transactions or an average rate if the average rate approximates the actual rate at the date of the transaction.

Monetary assets and liabilities denominated in foreign currencies are translated into the functional currency at the exchange rate at the reporting date. Non-monetary assets and liabilities that are measured at fair value in a foreign currency are translated into the functional currency at the exchange rate when the fair value was determined. Non-monetary assets and liabilities that are measured based on historical cost in a foreign currency are translated at the exchange rate at the date of the transaction. Exchange differences are recognized in profit or loss.

3.10 Property, plant and equipment

i. Recognition and measurement

Items of property, plant and equipment are measured at cost, which includes capitalised borrowing costs, less accumulated depreciation and accumulated impairment losses, if any.

Cost of an item of property, plant and equipment comprises its purchase price, including import duties and non-refundable purchase taxes, after deducting trade discounts and rebates, any directly attributable cost of bringing the item to its working condition for its intended use and estimated costs of dismantling and removing the item and restoring the site on which it is located. If significant parts of an item of property, plant and equipment have different useful lives, then they are accounted for as separate items (major components) of property, plant and equipment.

Any gain or loss on disposal of an item of property, plant and equipment is recognised in profit or loss.

On transition to Ind AS, the Company has elected to continue with the carrying value of all of its property, plant and equipment recognised as at



3.10 Property, plant and equipment (continued)

ii. Subsequent expenditure

Subsequent expenditure is capitalised only if it is probable that the future economic benefits associated with the expenditure will flow to the Company.

iii. Depreciation

Depreciation is calculated on cost of items of property, plant and equipment less their estimated residual values over their estimated useful lives using the written down value method, and is generally recognised in the statement of profit and loss.

The Company follows estimated useful lives which are given under Part C of the Schedule II of the Companies Act, 2013. The estimated useful lives of items of property, plant and equipment for the current and comparative periods are as follows:

Asset category	Useful Life
Computers and accessories	3 years
Office equipments	5 years

Depreciation on additions (disposals) is provided on a pro-rata basis i.e. from (up to) the date on which asset is ready for use (disposed of).

3.11 Impairment of non-financial assets

The Company determines periodically whether there is any indication of impairment of the carrying amount of its non-financial assets. The recoverable amount (higher of net selling price and value in use) is determined for an individual asset, unless the asset does not generate cash inflow that are largely independent of those from other assets or group of assets. The recoverable amounts of such asset are estimated, if any indication exists and impairment loss is recognized wherever the carrying amount of the asset exceeds its recoverable amount. Where it is not possible to estimate the recoverable amount of an individual asset, the Company estimates the recoverable amount of the cash-generating unit to which the asset belongs.

3.12 Employee benefits

i. Post-employment benefits

Defined contribution plan

The Company's contribution to provident fund are considered as defined contribution plan and are charged as an expense as they fall due based on the amount of contribution required to be made and when the services are rendered by the employees.

Defined benefit plans

Gratuity

A defined benefit plan is a post-employment benefit plan other than a defined contribution plan. The Company's net obligation in respect of defined benefit plans is calculated separately for each plan by estimating the amount of future benefit that employees have earned in the current and prior periods, discounting that amount and deducting the fair value of any plan assets.

The calculation of defined benefit obligation is performed annually by a qualified actuary using the projected unit credit method. When the calculation results in a potential asset for the Company, the recognised asset is limited to the present value of economic benefits available in the form of any future refunds from the plan or reductions in future contributions to the plan ('the asset ceiling'). In order to calculate the present value of economic benefits, consideration is given to any minimum funding requirements.

Remeasurements of the net defined benefit liability, which comprise actuarial gains and losses and the effect of the asset ceiling (if any, excluding interest), are recognised in OCI. The Company determines the net interest expense (income) on the net defined benefit liability (asset) for the period by applying the discount rate used to measure the defined benefit obligation at the beginning of the annual period to the then-net defined benefit liability (asset), taking into account any changes in the net defined benefit liability (asset) during the period as a result of contributions and benefit payments. Net interest expense and other expenses related to defined benefit plans are recognised in profit or loss.

When the benefits of a plan are changed or when a plan is curtailed, the resulting change in benefit that relates to past service ('past service cost' or 'past service gain') or the gain or loss on curtailment is recognised immediately in profit or loss. The Company recognises gains and losses on the settlement of a defined benefit plan when the settlement occurs.

ii. Other long-term employee benefits

Compensated absences

The employees can carry forward a portion of the unutilised accrued compensated absences and utilise it in future service periods or receive cash compensation on termination of employment. Since the compensated absences do not fall due wholly within twelve months after the end of such period, the benefit is classified as a long-term employee benefit. The Company records an obligation for such compensated absences in the period in which the employee renders the services that increase this entitlement. The obligation is measured on the basis of independent actuarial valuation using the projected unit credit method.

Handwritten signature



3.12 Employee benefits (continued)

iii. Short-term employee benefits

The undiscounted amount of short-term employee benefits expected to be paid in exchange for the services rendered by employees are recognized during the year when the employees render the service. These benefits include performance incentive and compensated absences which are expected to occur within twelve months after the end of the year in which the employee renders the related service. The cost of such compensated absences is accounted as under :

- (a) in case of accumulated compensated absences, when employees render the services that increase their entitlement of future compensated absences; and
- (b) in case of non-accumulating compensated absences, when the absences occur.

iv. Employee Stock Option based compensation

The Company accounts for stock options in accordance with the Guidance Note on 'Accounting for Employee Share Based Payments' issued by the Institute of Chartered Accountants of India. The Guidance Note also applies to grant of stock options of another enterprise in the same group as the Company, to the employees of the Company.

The Company calculates the compensation cost of the stock options as granted by its holding company based on the grant date fair value of such options, which is recognized as an employee expense, with a corresponding increase in capital reserve / payable to holding company, over the vesting period on a graded vesting basis. The amount recognized as an expense is adjusted to reflect the number of options for which the related service and non-market vesting conditions are expected to be met, such that the amount ultimately recognized as an expense is based on the number of options that meet the related service and non-market performance conditions at the vesting date.

3.13 Provisions

A provision is recognised if, as a result of a past event, the Company has a present obligation that can be estimated reliably, and it is probable that an outflow of economic benefits will be required to settle the obligation. Provisions are recognised at the best estimate of the expenditure required to settle the present obligation at the Balance Sheet date. The provisions are measured on an undiscounted basis.

3.14 Leases

All leases are accounted for by recognising a right-of-use asset and a lease liability except for:

- Leases of low value assets; and
- Leases with a duration of 12 months or less.

The following policies apply subsequent to the date of initial application, April 01, 2019.

Lease liabilities are measured at the present value of the contractual payments due to the lessor over the lease term, with the discount rate determined by reference to the rate inherent in the lease unless (as is typically the case) this is not readily determinable, in which case the Company's incremental borrowing rate on commencement of the lease is used. Variable lease payments are only included in the measurement of the lease liability if they depend on an index or rate. In such cases, the initial measurement of the lease liability assumes the variable element will remain unchanged throughout the lease term. Other variable lease payments are expensed in the period to which they relate.

On initial recognition, the carrying value of the lease liability also includes:

- amounts expected to be payable under any residual value guarantee;
- the exercise price of any purchase option granted in favour of the Company if it is reasonably certain to assess that option;
- any penalties payable for terminating the lease, if the term of the lease has been estimated on the basis of termination option being exercised.
- Right-of-use assets are initially measured at the amount of the lease liability, reduced for any lease incentives received, and increased for:
 - lease payments made at or before commencement of the lease;
 - initial direct costs incurred; and
 - the amount of any provision recognised where the Company is contractually required to dismantle, remove or restore the leased asset.

Subsequent to initial measurement lease liabilities increase as a result of interest charged at a constant rate on the balance outstanding and are reduced for lease payments made. Right-of-use assets are amortised on a straight-line basis over the remaining term of the lease or over the remaining economic life of the asset if, rarely, this is judged to be shorter than the lease term.

When the Company revises its estimate of the term of any lease, it adjusts the carrying amount of the lease liability to reflect the payments to make over the revised term, which are discounted using a revised discount rate. The carrying value of lease liabilities is similarly revised when the variable element of future lease payments dependent on a rate or index is revised, except the discount rate remains unchanged. In both cases an equivalent adjustment is made to the carrying value of the right-of-use asset, with the revised carrying amount being amortised over the remaining (revised) lease term. If the carrying amount of the right-of-use asset is adjusted to zero, any further reduction is recognised in statement of profit and loss.

For contracts that both convey a right to the Company to use an identified asset and require services to be provided to the Company by the lessor, the Company has elected to account for the entire contract as a lease, i.e. it does not allocate any amount of the contractual payments to, and account separately for, any services provided by the supplier as part of the contract.



Northern Arc Investment Managers Private Limited

Notes to the financial statements for the year ended March 31, 2021

(All amounts are in Indian Rupees in lakhs, except share data and unless otherwise stated)

3.15 Income tax

Income tax comprises current and deferred tax. It is recognised in profit or loss except to the extent that it relates to a business combination or to an item recognised directly in equity or in other comprehensive income.

i. Current tax

Current tax comprises the expected tax payable or receivable on the taxable income or loss for the year and any adjustment to the tax payable or receivable in respect of previous years. The amount of current tax reflects the best estimate of the tax amount expected to be paid or received after considering the uncertainty, if any, related to income taxes. It is measured using tax rates (and tax laws) enacted or substantively enacted by the reporting date.

Current tax assets and current tax liabilities are offset only if there is a legally enforceable right to set off the recognised amounts, and it is intended to realise the asset and settle the liability on a net basis or simultaneously.

ii. Deferred tax

Deferred tax assets are recognised to the extent that it is probable that future taxable profits will be available against which they can be used. The existence of unused tax losses is strong evidence that future taxable profit may not be available. Therefore, in case of a history of recent losses, the Company recognises a deferred tax asset only to the extent that it has sufficient taxable temporary differences or there is convincing other evidence that sufficient taxable profit will be available against which such deferred tax asset can be realised. Deferred tax assets – unrecognised or recognised, are reviewed at each reporting date and are recognised/ reduced to the extent that it is probable/ no longer probable respectively that the related tax benefit will be realised.

Deferred tax is measured at the tax rates that are expected to apply to the period when the asset is realised or the liability is settled, based on the laws that have been enacted or substantively enacted by the reporting date.

The measurement of deferred tax reflects the tax consequences that would follow from the manner in which the Company expects, at the reporting date, to recover or settle the carrying amount of its assets and liabilities.

Deferred tax assets and liabilities are offset if there is a legally enforceable right to offset current tax liabilities and assets, and they relate to income taxes levied by the same tax authority on the same taxable entity, or on different tax entities, but they intend to settle current tax liabilities and assets on a net basis or their tax assets and liabilities will be realised simultaneously.

3.16 Borrowing cost

Borrowing costs are interest and other costs incurred in connection with the borrowings of funds. Borrowing costs directly attributable to acquisition or construction of an asset which necessarily take a substantial period of time to get ready for their intended use are capitalized as part of the cost of the asset. Other borrowings costs are recognized as an expense in the statement of profit and loss account on an accrual basis using the effective interest method.

3.17 Cash and cash equivalents

Cash and cash equivalents comprises cash on hand and demand deposits with banks. Cash equivalents are short-term balances (with an original maturity of three months or less from the date of acquisition), highly liquid investments that are readily convertible into known amounts of cash and which are subject to insignificant risk of changes in value.

3.18 Segment reporting- Identification of segments:

An operating segment is a component of the Company that engages in business activities from which it earn revenues and incur expenses, whose operating results are regularly reviewed by the Company's Chief Operating Decision Maker (CODM) to make decisions for which discrete financial information is available. Based on the management approach as defined in Ind AS 108, the CODM evaluates the Company's performance and allocates resources based on an analysis of various performance indicators by business segments and geographic segments.

3.19 Earnings per share

The Company reports basic and diluted earnings per equity share in accordance with Ind AS 33, Earnings Per Share. Basic earnings per equity share is computed by dividing net profit / loss after tax attributable to the equity share holders for the year by the weighted average number of equity shares outstanding during the year. Diluted earnings per equity share is computed and disclosed by dividing the net profit/ loss after tax attributable to the equity share holders for the year after giving impact of dilutive potential equity shares for the year by the weighted average number of equity shares and dilutive potential equity shares outstanding during the year, except where the results are anti-dilutive.

3.20 Cash flow statement

Cash flows are reported using the indirect method, whereby profit before tax is adjusted for the effects of transactions of a non-cash nature and any deferrals or accruals of past or future cash receipts or payments. The cash flows from regular revenue generating, financing and investing activities of the Company are segregated. Cash flows in foreign currencies are accounted at the actual rates of exchange prevailing at the dates of the transactions.

3.21 Recent pronouncements

On March 24, 2021, the Ministry of Corporate Affairs ("MCA") through a notification, amended Schedule III of the Companies Act, 2013. The amendments revise Division I, II and III of Schedule III and are applicable from April 1, 2021. These are primarily disclosure related amendments and the Company is in the process of evaluating the potential implications, if any, upon adoption."

Handwritten signature



Northern Arc Investment Managers Private Limited

Notes to the financial statements for the year ended March 31, 2021

(All amounts are in Indian Rupees in lakhs, except share data and unless otherwise stated)

4 Property, plant and equipment

	Computer and accessories	Office equipments	Total
Cost			
Balance as at April 1, 2019	9.37	0.80	10.17
Additions	-	-	-
Disposals	-	-	-
As at March 31, 2020	9.37	0.80	10.17
Additions	0.07	-	0.07
Disposals	-	-	-
As at March 31, 2021	9.44	0.80	10.24
Accumulated depreciation			
Balance as at April 1, 2019	9.10	0.79	9.89
Depreciation for the year	0.27	0.01	0.28
Accumulated depreciation on disposals	-	-	-
As at March 31, 2020	9.37	0.80	10.17
Depreciation for the year	0.05	-	0.05
Accumulated depreciation on disposals	-	-	-
As at March 31, 2021	9.42	0.80	10.22
Net carrying value			
As at March 31, 2020	-	-	-
As at March 31, 2021	0.02	-	0.02

h



Northern Arc Investment Managers Private Limited

Notes to the financial statements for the year ended March 31, 2021

(All amounts are in Indian Rupees in lakhs, except share data and unless otherwise stated)

5 Investments

	Non current		Current	
	As at March 31, 2021	As at March 31, 2020	As at March 31, 2021	As at March 31, 2020
Measured at fair value through profit and loss				
IFMR Fimpact Investment Fund Nil (March 31, 2020: 497.50) units of INR 100,000 each	-	-	-	561.87
IFMR Fimpact Long Term Multi Asset Class Fund 936.63 (March 31, 2020: 936.63) units of INR 100,000 each	725.44	595.85	-	-
IFMR Fimpact Long Term Credit Fund 500.00 (March 31, 2020: 500.00) units of INR 100,000 each	530.07	538.49	36.42	30.38
IFMR Fimpact Medium Term Opportunities Fund 500.00 (March 31, 2020: 500.00) units of INR 100,000 each	561.99	476.53	-	-
IFMR Fimpact Income Builder Fund 493.80 (March 31, 2020: 493.80) units of INR 100,000 each	673.32	653.46	74.13	48.74
Northern Arc Money Market Alpha Fund 1,102,295.35 (March 31, 2020: 1,043,045.62) units of INR 100 each	1,112.43	1,053.47	-	-
Northern Arc Income Builder Fund (Series II) 573.85 (March 31, 2020: 127.75) units of INR 100,000 each	634.08	132.12	6.29	-
Northern Arc India Impact Fund 99.99 (March 31, 2020: Nil) units of INR 100,000 each	102.51	-	1.19	-
Total	4,339.84	3,449.92	118.04	640.99
Aggregate amount of quoted investments	-	-	-	-
Aggregate amount of unquoted investments	4,339.84	3,449.92	118.04	640.99
Aggregate amount of impairment value of investments	-	-	-	-

du



Northern Arc Investment Managers Private Limited

Notes to the financial statements for the year ended March 31, 2021

(All amounts are in Indian Rupees in lakhs, except share data and unless otherwise stated)

	As at March 31, 2021	As at March 31, 2020
6 Other financial assets		
Unsecured, considered good		
Other receivables	44.97	24.73
Security deposits	4.00	-
Unbilled revenue	-	17.58
	48.97	42.31
Non-current	-	-
Current	48.97	42.31
	48.97	42.31
7 Current tax assets (net)		
Advance tax (net of provision for tax)	24.89	420.95
	24.89	420.95
8 Trade receivables		
Unsecured, considered good		
Trade receivables	360.45	8.58
Less: allowance for bad and doubtful debts	-	-
	360.45	8.58
Non-current	-	-
Current	360.45	8.58
Of the above, trade receivables from related parties are as below:		
Total trade receivables from related parties	360.45	8.58
Less: Impairment loss allowance	-	-
Net trade receivables	360.45	8.58
9 Cash and cash equivalents		
Balance with banks		
- in current accounts	606.46	41.82
	606.46	41.82
10 Other current assets		
Prepaid expenses	245.06	159.98
Advances to suppliers	1.56	-
Balances with government authorities	44.33	46.82
	290.95	206.80

h



Northern Arc Investment Managers Private Limited

Notes to the financial statements for the year ended March 31, 2021

(All amounts are in Indian Rupees in lakhs, except share data and unless otherwise stated)

	As at March 31, 2021	As at March 31, 2020
11 Share capital		
Authorised		
500,000 (March 31, 2020: 500,000) equity shares of INR 100/- each with voting rights	500.00	500.00
1,500,000 (March 31, 2020: 1,500,000) redeemable preference shares of INR 100 each	1,500.00	1,500.00
	2,000.00	2,000.00
Issued, subscribed and paid up		
361,000 (March 31, 2020: 361,000) equity shares of INR 100/- each with voting rights	361.00	361.00
	361.00	361.00

a) Reconciliation of the shares outstanding at the beginning and at the end of the reporting year

	As at March 31, 2021		As at March 31, 2020	
	No. of shares	Amount	No. of shares	Amount
Equity shares				
At the commencement of the year	361,000	361.00	361,000	361.00
Add: Shares issued during the year	-	-	-	-
At the end of the year	361,000	361.00	361,000	361.00
Redeemable preference shares				
At the commencement of the year	-	-	722,000	722.00
Add: Shares issued during the year	-	-	-	-
Less: Redeemed during the year	-	-	(722,000)	(722.00)
At the end of the year	-	-	-	-

Note:

During the year ended March 31, 2020, the Company had redeemed 722,000 redeemable preference shares held by Northern Arc Capital Limited (Holding Company) at a premium of 8% p.a.

b) Rights, preferences and restrictions attached to each class of shares

i) Equity shares

The Company has only one class of Equity Shares having par value of INR 100 per share. Each holder of equity shares is entitled to one vote per share. In the event of liquidation of the Company, the holders of equity shares will be entitled to receive remaining assets of the Company. The distribution will be in proportion to the number of equity shares held by the shareholders.

ds



Northern Arc Investment Managers Private Limited

Notes to the financial statements for the year ended March 31, 2021

(All amounts are in Indian Rupees in lakhs, except share data and unless otherwise stated)

11 Share capital (continued)

c) Shares held by holding/ ultimate holding company and /or their subsidiaries / associates:

	As at March 31, 2021		As at March 31, 2020	
	No. of shares	% held	No. of shares	% held
Equity shares:				
Northern Arc Capital Limited including its nominee share holders	361,000	100%	361,000	100%

d) Details of shareholders holding more than 5% shares in the Company

	As at March 31, 2021		As at March 31, 2020	
	No. of shares	% held	No. of shares	% held
Equity shares:				
Northern Arc Capital Limited including its nominee share holders	361,000	100%	361,000	100%

12 Other equity

a) Retained earnings

	As at March 31, 2021	As at March 31, 2020
At the commencement of the year	909.78	1,586.76
Add: Profit for the year	873.76	71.47
Less: Transfer to capital redemption reserve	-	(722.00)
Add: Transfer from other comprehensive income	16.67	(26.45)
At the end of the year	1,800.21	909.78

b) Capital redemption reserve

	As at March 31, 2021	As at March 31, 2020
At the commencement of the year	722.00	-
Add: Additions for the year	-	722.00
At the end of the year	722.00	722.00

c) Capital reserve - Employee stock options outstanding account*

	As at March 31, 2021	As at March 31, 2020
At the commencement of the year	65.00	65.00
Add: Employee compensation expense during the year	-	-
At the end of the year	65.00	65.00

*Also refer note 29

d) Other comprehensive income

	As at March 31, 2021	As at March 31, 2020
At the commencement of the year	-	-
Remeasurements of defined benefit asset/ (liability) (refer note (iv) below)	16.67	(26.45)
Less: Transfer to retained earnings	(16.67)	26.45
Closing balance	-	-
Total (a+b+c+d)	2,587.21	1,696.78

h



Northern Arc Investment Managers Private Limited

Notes to the financial statements for the year ended March 31, 2021

(All amounts are in Indian Rupees in lakhs, except share data and unless otherwise stated)

12 Other equity (continued)

Nature and purpose of reserve

(i) **Retained earnings**

Surplus in the statement of profit and loss is the accumulated available profit of the Company carried forward from earlier years. These reserve are free reserves which can be utilised for any purpose as may be required.

(ii) **Capital redemption reserve**

The capital redemption reserve was created on account of the redemption of the redeemable preference shares.

(iii) **Capital reserve - Employee stock options outstanding account**

The Holding company has established various equity settled share based payment plans for certain categories of employees of the Company. (Also refer note 29)

(iv) **Other comprehensive income**

Remeasurement of the net defined benefit liabilities comprise actuarial gain or loss, return on plan assets excluding interest and the effect of asset ceiling, if any.

	As at March 31, 2021	As at March 31, 2020
13 Borrowings		
Measured at amortised cost:		
Non-current, Unsecured		
Term Loans		
- Loans from related parties*	1,400.00	2,169.45
	1,400.00	2,169.45
Current, Unsecured		
Term Loans		
- Loans from related parties*	672.45	-
Cash credit from related parties*	65.95	0.69
	738.40	0.69

*also refer note 31

13.1 Details regarding terms of borrowings (from related party) - Unsecured

Particulars	Terms of Redemption	Interest rate	Outstanding as at March 31, 2021
Term Loan-7	Tenor: 3 years	13.00%	672.45
Term Loan-8	Tenor: 5 years	14.00%	950.00
Term Loan-9	Tenor: 5 years	13.00%	350.00
Term Loan-10	Tenor: 6 years	13.00%	100.00

13.2 Interest rate is fixed and payable on quarterly basis

13.3 During the year the company has not defaulted in the repayment of dues to its lender.

dw



Northern Arc Investment Managers Private Limited

Notes to the financial statements for the year ended March 31, 2021

(All amounts are in Indian Rupees in lakhs, except share data and unless otherwise stated)

	As at March 31, 2021	As at March 31, 2020
14 Provisions		
Non-current		
Provision for employee benefits:		
- Gratuity	15.41	37.30
- Compensated absences	13.89	19.85
	29.30	57.15
Current		
Provision for employee benefits:		
- Gratuity	2.25	0.20
- Compensated absences	7.75	0.69
	10.00	0.89
Total	39.30	58.04
15 Trade payables		
Trade payables		
-Total outstanding dues to micro enterprises and small enterprises (refer note 33)	-	-
-Total outstanding dues to creditors other than micro enterprises and small enterprises	292.40	155.06
	292.40	155.06
16 Other financial liabilities		
Employee benefits payable	76.01	80.78
Payable to related parties (also refer note 31)	69.00	86.32
	145.01	167.10
Non-current	69.00	86.32
Current	76.01	80.78
	145.01	167.10
17 Other current liabilities		
Statutory dues payable	128.58	124.47
Income received in advance	-	18.98
	128.58	143.45

h



Northern Arc Investment Managers Private Limited

Notes to the financial statements for the year ended March 31, 2021

(All amounts are in Indian Rupees in lakhs, except share data and unless otherwise stated)

	Year ended March 31, 2021	Year ended March 31, 2020
18 Revenue from operations		
Fee income (refer note 31)	1,694.91	1,639.81
Income from investment in alternative investment fund	486.87	273.17
Others	49.40	5.50
Total	2,231.18	1,918.48
19 Other income		
Net gain on financial instruments at fair value through profit or loss		
- Alternate investment funds	131.82	23.13
Interest on income tax refund	31.27	-
Liability no longer required written back	17.32	-
	180.41	23.13
Fair value changes:		
- Realised	-	-
- Unrealised	131.82	23.13
	131.82	23.13
20 Employee benefits expense		
Salaries, wages and bonus	453.96	461.52
Contribution to provident and other funds (refer note 28)	25.32	24.76
Employee stock compensation expense (refer note 29)	-	86.32
Expenses related to post-employment defined benefit plans (refer note 28)	14.55	37.98
Staff welfare expenses	0.86	11.87
Total	494.69	622.45
21 Finance cost		
Interest expenses on		
- Term loan (refer note 31)	278.23	217.73
- Cash credits	16.70	14.85
Premium on redeemable preference shares	-	28.66
Total	294.93	261.24
22 Depreciation and amortisation expense		
Depreciation of property, plant and equipment (refer note 4)	0.05	0.28
Total	0.05	0.28
23 Other expenses		
Legal and professional charges	235.27	197.03
Distribution fee expense	83.26	156.64
Setup cost - fund	2.31	52.07
Traveling and conveyance	4.06	52.83
Loss from investment in alternative investment fund	-	371.71
Director sitting fee	17.84	18.97
Communication expenses	13.81	2.56
Membership fees	5.50	10.00
Rent	55.13	49.45
Corporate social responsibility (refer note 23.2 below)	11.24	12.73
Repairs and maintenance	3.73	6.07
Rates and taxes	0.39	0.04
Publication charges	0.18	1.15
Subscription charges	8.37	12.18
Website development expenses	5.90	-
Auditors' remuneration (refer note 23.1 below)	3.60	3.65
Bank charges	0.47	0.36
Miscellaneous expenses	0.29	15.86
Total	451.37	963.30
23.1 Payments to auditor (excluding goods and services tax)		
Statutory audit	3.00	3.00
Tax audit	0.50	0.50
Reimbursement of expenses	0.10	0.15
	3.60	3.65

[Handwritten signature]



Northern Arc Investment Managers Private Limited

Notes to the financial statements for the year ended March 31, 2021

(All amounts are in Indian Rupees in lakhs, except share data and unless otherwise stated)

	As at March 31, 2021	As at March 31, 2020
23.2 Corporate social responsibility ("CSR") expenditure		
(a) Gross amount required to be spent by the Company during the year	11.24	12.73
(b) Amount approved by the board to be spent during the year	11.24	12.73
(c) Amount spent during the year (in cash) :		
(i) Construction/ acquisition of any asset	-	-
(ii) On purposes other than (i) above	9.65	27.00
(d) Contributions to Northern Arc Foundation (wholly owned subsidiary of the Company incorporated under section 8 of Companies Act, 2013)	9.65	27.00
(e) Carry forward balances of CSR pre-spent		
Opening balance of pre-spent / (shortfalls)	-	(10.05)
Amount required to be spent during the year	(11.24)	(12.73)
Amount spent during the year	9.65	27.00
Amount of pre-spent adjusted against spending requirement	(1.59)	4.22

24 Income tax

A The components of income tax expense for the years ended March 31, 2021 and 2020 are:

Current tax	264.48	32.00
Deferred tax (credit) / charge	32.31	(9.13)
Tax expense	296.79	22.87

B Reconciliation of the total tax charge

The tax charge shown in the statement of profit and loss differs from the tax charge that would apply if all profits had been charged at India corporate tax rate. A reconciliation between the tax expense and the accounting profit multiplied by India's domestic tax rate for the years ended March 31, 2021 and March 31, 2020 is, as follows:-

Profit before tax	1,170.55	94.34
Applicable tax rate	25.17%	25.17%
Computed expected tax expense	294.60	23.74
Permanent differences	3.19	7.86
Change in tax rate (refer note below)	0.00	(8.73)
Tax expenses recognised in the statement of profit and loss	297.79	22.87
Effective tax rate	25.44%	24.25%

Note: The Company has elected to exercise the option permitted under section 115BAA of the Income tax Act, 1961, as introduced by the Taxation laws (Amendment) Ordinance, 2019. Accordingly, the Company has recognised provision for income tax and remeasured its net deferred tax asset at concessional rate for the year ended March 31, 2021.

C Deferred tax

The following table shows deferred tax recorded in the balance sheet and changes recorded in the Income tax expense.

	As at March 31, 2020	Statement of profit and loss	Other comprehensive income	As at March 31, 2021
Component of Deferred tax asset / (liability)				
Deferred tax asset / (liability) in relation to:				
Property, plant and equipment	0.76	(0.27)	-	0.49
Provision for employee benefits	14.37	1.13	(5.61)	9.89
Impact of fair value of assets	(74.93)	(33.17)	-	(108.10)
Total	(59.80)	(32.31)	(5.61)	(97.72)
	As at March 31, 2019	Statement of profit and loss	Other comprehensive income	As at March 31, 2020
Component of Deferred tax asset / (liability)				
Deferred tax asset / (liability) in relation to:				
Property, plant and equipment	1.33	(0.57)	-	0.76
Provision for employee benefits	0.81	4.67	8.89	14.37
Impact of fair value of assets	(79.96)	5.03	-	(74.93)
Total	(77.82)	9.13	8.89	(59.80)



Handwritten signature or mark.

25 Financial instruments

A Fair value measurement

Valuation principles

Fair value is the price that would be received to sell an asset or paid to transfer a liability in an orderly transaction in the principal (or most advantageous) market at the measurement date under current market conditions i.e., exit price. This is regardless of whether that price is directly observable or estimated using a valuation technique.

Financial instruments by category

The carrying value and fair value of financial instruments measured at fair value as of March 31, 2021 were as follows:

Particulars	Note	Carrying amount			Fair value		Total
		FVTPL	Level 1	Level 2	Level 3		
Investments							
- Alternative investment funds	5	4,457.88	-	-	4,457.88	4,457.88	

The carrying value and fair value of financial instruments measured at fair value as of March 31, 2020 were as follows:

Particulars	Note	Carrying amount			Fair value		Total
		FVTPL	Level 1	Level 2	Level 3		
Investments							
- Alternative investment funds	5	4,090.91	-	-	4,090.91	4,090.91	

Financial assets measured at FVTPL

Reconciliation of level 3 fair value measurement is as follows

	As at March 31, 2021	As at March 31, 2020
Fair value adjustment	131.82	(348.58)

Sensitivity analysis - Increase/ decrease of 100 basis points

	As at March 31, 2021		As at March 31, 2020	
	Increase	Decrease	Increase	Decrease
Investments				
- Alternate Investment Funds	43.31	43.31	42.41	42.41

The carrying value and fair value of other financial instruments by categories as of March 31, 2021 were as follows:

Particulars	Carrying value				
	Amortised cost	Level 1	Level 2	Level 3	Total
Financial assets not measured at fair value:					
Trade receivables	360.45				
Cash and cash equivalents	606.46				
Other financial assets	48.97				
Financial liabilities not measured at fair value:					
Borrowings	2,138.40				
Trade payables	292.40				
Other financial liabilities	145.01				

The carrying value and fair value of other financial instruments by categories as of March 31, 2020 were as follows:

Particulars	Carrying value				
	Amortised cost	Level 1	Level 2	Level 3	Total
Financial assets not measured at fair value:					
Trade receivables	8.58				
Cash and cash equivalents	41.82				
Other financial assets	42.31				
Financial liabilities not measured at fair value:					
Borrowings	2,170.14				
Trade payables	155.06				
Other financial liabilities	167.10				

Note:

For all of the financial assets and liabilities which are not carried at fair value, disclosure of fair value is not required as the carrying amounts approximates the fair values.

Handwritten signature



B Measurement of fair values

Valuation methodologies of financial instruments not measured at fair value

Below are the methodologies and assumptions used to determine fair values for the above financial instruments which are not recorded and measured at fair value in the financial statements. These fair values were calculated for disclosure purposes only.

Financial assets and liabilities

For financial assets and financial liabilities that have a short-term maturity (less than twelve months), the carrying amounts, which are net of impairment, are a reasonable approximation of their fair value. Such instruments include: cash and cash equivalents, trade receivables, other financial assets, trade payables and other financial liabilities without a specific maturity.

Borrowings and other financial liabilities

The borrowings and other financial liabilities are primarily fixed rate instruments. The interest rates approximates the current market rates for similar instruments with similar terms. Accordingly, the fair value has been assumed to be equal to the carrying amount.

Transfers between levels I and II

There has been no transfer in between level I and level II.

C Capital management

The Company's policy is to maintain a strong capital base so as to maintain investor, creditor and market confidence and to sustain future development of the business. Management monitors the return on capital, as well as the level of dividends to equity shareholders.

The board of directors seeks to maintain a balance between the higher returns that might be possible with higher levels of borrowing and the advantages and security afforded by a sound capital position.

The Company's adjusted net debt to equity ratio is as follows:

	As at March 31, 2021	As at March 31, 2020
Total liabilities	2,841.41	2,753.59
Less: cash and cash equivalents	(606.46)	(41.82)
Adjusted net debt	2,234.95	2,711.78
Total equity	2,948.21	2,057.78
Adjusted net debt to equity ratio	0.76	1.32

26 Financial risk management objectives and policies

The Company's principal financial liabilities are borrowings. The main purpose of these financial liabilities is to finance the Company's operations and to support its operations. The Company's financial assets primarily includes investments, trade receivables, cash and cash equivalents and other financial assets that derive directly from its operations.

The Company is exposed to credit risk, liquidity risk and market risk. The Company's board of directors has an overall responsibility for the establishment and oversight of the Company's risk management framework.

The Company's risk management policies are established to identify and analyse the risks faced by the Company, to set appropriate risk limits and controls and to monitor risks and adherence to limits. risk management policies and systems are reviewed regularly to reflect changes in market conditions and the Company's activities.

(i) Credit risk

Credit risk is the risk of financial loss to the Company if a customer or counter-party to financial instrument fails to meet its contractual obligations and arises principally from the Company's receivables from customers and loans.

The carrying amounts of financial assets represent the maximum credit risk exposure.

(Handwritten signature)



26 Financial risk management objectives and policies (continued)

(i) Credit risk (continued)

A. Receivables

The Company's exposure to credit risk is influenced mainly by the individual characteristics of each customer. However, management also considers the factors that may influence the credit risk of its customer base, including the default risk associated with the industry.

The Company's exposure to credit risk for receivables by type of counterparty is as follows. All these exposures are with in India.

Particulars	Carrying Amount	
	As at	As at
	March 31, 2021	March 31, 2020
Trade receivables	360.45	8.58
Less: Impairment loss allowance	-	-
Total	360.45	8.58
Unbilled revenue	-	17.58
Less: Impairment loss allowance	-	-
	-	17.58

An impairment analysis is performed at each reporting date based on the facts and circumstances existing on that date to identify expected losses on account of time value of money and credit risk. For the purposes of this analysis, the receivables are categorised into groups based on days past due and the type of risk exposures. Each group is then assessed for impairment using the Expected Credit Loss (ECL) model as per the provisions of Ind AS 109 - financial instruments.

Staging:

As per the provision of Ind AS 109 general approach all financial instruments are allocated to stage 1 on initial recognition. However, if a significant increase in credit risk is identified at the reporting date compared with the initial recognition, then an instrument is transferred to stage 2. If there is objective evidence of impairment, then the asset is credit impaired and transferred to stage 3.

The Company considers a financial instrument defaulted and therefore Stage 3 (credit-impaired) for ECL calculations in all cases when the borrower becomes 90 days past due on its contractual payments.

For financial assets in stage 1, the impairment calculated based on defaults that are possible in next twelve months, whereas for financial instrument in stage 2 and stage 3 the ECL calculation considers default event for the lifespan of the instrument.

As per Ind AS 109, Company assesses whether there is a significant increase in credit risk at the reporting date from the initial recognition. Company has staged the assets based on the Day past dues criteria and other market factors which significantly impacts the portfolio.

Days past dues status	Stage	Provisions
Current	Stage 1	12 Months Provision
1-30 Days	Stage 1	12 Months Provision
31-90 Days	Stage 2	Lifetime Provision
90+ Days	Stage 3	Lifetime Provision

Grouping

As per Ind AS 109, Company is required to group the portfolio based on the shared risk characteristics. Based on the risk characteristics, the Company has only one portfolio:

-Trade receivables- Management fee receivable

Expected credit loss ("ECL"):

ECL on financial assets is an unbiased probability weighted amount based out of possible outcomes after considering risk of credit loss even if probability is low. ECL is calculated based on the following components:

- Marginal probability of default ("MPD")
- Loss given default ("LGD")
- Exposure at default ("EAD")
- Discount factor ("D")

Marginal probability of default:

PD is defined as the probability of whether borrowers will default on their obligations in the future. Historical PD is derived from the internal data which is calibrated with forward looking macroeconomic factors.

For computation of probability of default ("PD"), Pluto Tash Model was used to forecast the PD term structure over lifetime of loans. As per given long term PD and current macroeconomic conditions, conditional PD corresponding to current macroeconomic condition is estimated. The Company has worked out on PD based on the last four years historical data.

Marginal probability:

The PDs derived from the ARIMA model, are the cumulative PDs, stating that the borrower can default in any of the given years, however to compute the loss for any given year, these cumulative PDs have to be converted to marginal PDs. Marginal PDs is probability that the obligor will default in a given year, conditional on it having survived till the end of the previous year.

Conditional marginal probability:

As per Ind AS 109, expected loss has to be calculated as an unbiased and probability-weighted amount for multiple scenarios.

The probability of default was calculated for 3 scenarios: upside, downside and base. This weightage has been decided on best practices and expert judgement. Marginal conditional probability was calculated for all 3 possible scenarios and one conditional PD was arrived as conditional weighted probability.

[Handwritten signature]



26 Financial risk management objectives and policies (continued)

(i) Credit risk (continued)

LGD

LGD is an estimate of the loss from a transaction given that a default occurs. Under Ind AS 109, lifetime LGD's are defined as a collection of LGD's estimates applicable to different future periods. Various approaches are available to compute the LGD. The Company has considered the workout LGD approach by considering historical losses and recoveries. The following steps are performed to calculate the LGD:

- 1) Analysis of historical credit impaired accounts at cohort level.
- 2) The computation consists of five components, which are:
 - a) Outstanding balance (POS)
 - b) Recovery amount (discounted yearly) by initial contractual rate.
 - c) Expected recovery amount (for incomplete recoveries), discounted to reporting date using initial contractual rate.
 - d) Collateral (security) amount

The formula for the computation is as below:

$$\% \text{ Recovery rate} = (\text{discounted recovery amount} + \text{security amount} + \text{discounted estimated recovery}) / (\text{total POS})$$

$$\% \text{ LGD} = 1 - \text{recovery rate}$$

EAD:

As per Ind AS 109, EAD is estimation of the extent to which the financial entity may be exposed to counterparty in the event of default and at the time of counterparty's default. The Company has modelled EAD based on the contractual and behavioural cash flows till the lifetime of the loans considering the expected prepayments.

The Company has considered expected cash flows of all the management fees receivables at DPD bucket level which was used for computation of ECL.

Discounting:

As per Ind AS 109, ECL is computed by estimating the timing of the expected credit shortfalls associated with the defaults and discounting them using effective interest rate.

ECL computation:

Conditional ECL at DPD pool level was computed with the following method:

$$\text{Conditional ECL for year (yt)} = \text{EAD (yt)} * \text{conditional PD (yt)} * \text{LGD (yt)} * \text{discount factor (yt)}$$

The calculation is based on provision matrix which considers actual historical data adjusted appropriately for the future expectations and probabilities.

B. Investments

Investments primarily represents investments in alternative investment funds which are fair valued through profit and loss and hence no impairment loss allowance is made in accordance with Ind AS 109.

C. Cash and cash equivalents

Credit risk on cash and cash equivalent is limited as the Company does not have any deposits with banks.

(ii) Liquidity risk

Liquidity risk is the risk that the Company will encounter difficulty in meeting its obligations associated with its financial liabilities. The Company's approach in managing liquidity is to ensure that it will have sufficient funds to meet its liabilities when due.

The Company is monitoring its liquidity risk by estimating the future inflows and outflows during the start of the year and planned accordingly the funding requirement. The Company manages its liquidity by unutilised cash credit facility and term loans.

The composition of the Company's liability mix ensures healthy asset liability maturity pattern and well diverse resource mix.

The table below summarises the maturity profile of the Company's non derivative financial liabilities based on contractual undiscounted payments along with its carrying value as at the balance sheet date.

Particulars	Upto 1 year	Over 1 year to 3 year	Over 3 year to 5 year	Over 5 year
As at March 31, 2021				
Borrowings	738.40	1,400.00	-	-
As at March 31, 2020				
Borrowings	0.69	2,169.45	-	-

(iii) Market risk

Market risk is the risk that the fair value of future cash flows of a financial instrument will fluctuate because of changes in market prices. Market risk includes interest rate risk and foreign currency risk. The objective of market risk management is to manage and control market risk exposures within acceptable parameters, while optimising the return.

Interest rate risk

Interest rate risk is the risk that the fair value or future cash flows of a financial instrument will fluctuate because of changes in market interest rates. The Company does not have any variable rate financial instruments and thus have no exposure to the risk of changes in market interest rates.

(iv) Foreign currency risk

The Company does not have any instrument denominated or traded in foreign currency. Hence, such risk does not affect the Company.

Handwritten signature



27 Contingent Liabilities and capital commitments (to the extent not provided for)

	As at March 31, 2021	As at March 31, 2020
Claims against the Company not acknowledged as debt		
- Income tax related matters	12.47	-

28 Employee Benefits

28.1 Defined Contribution Plan

The Company makes Provident Fund contributions to State administered fund for qualifying employees. The Company is required to contribute a specified percentage of the payroll costs to the Fund. The Company recognised INR 25.32 lakhs (March 31, 2020: 24.76 lakhs) towards Provident Fund contributions in the Statement of Profit and Loss. The contributions payable to the fund by the Company is at rates specified in the rules of the scheme.

28.2 Defined Benefit Plans

The Company's gratuity benefit scheme is a defined plan. The Company's net obligation in respect of a defined benefit plan is calculated by estimating the amount of future benefit that employees have earned in return for their services in the current and prior periods; that benefit is discounted to determine its present value. Any unrecognised past services and the fair value of any plan assets are deducted. The Calculation of the Company's obligation under the plan is performed annually by a qualified actuary using the projected unit credit method.

Details of actuarial valuation of gratuity pursuant to the Ind AS 19

	March 31, 2021	March 31, 2020
A. Change in present value of		
Present value of obligations at the beginning of the year	37.50	4.51
Current service cost	12.45	2.51
Interest cost	2.10	0.14
Past service cost	-	-
Benefits settled	(12.12)	(4.99)
Actuarial (gain)/ loss	(22.28)	35.34
Present value of obligations at the end of the year	17.66	37.50
B. Change in plan assets		
Fair value of plan assets at the beginning of the year	-	-
Expected return on plan assets	-	-
Actuarial gain/ (loss)	-	-
Employer contributions	-	-
Benefits settled	-	-
Fair value of plan assets at the end of the year	-	-
C. Actual Return on plan assets		
Expected return on plan assets	-	-
Actuarial gain/ (loss) on plan assets	-	-
Actual return on plan assets	-	-
D. Reconciliation of present value of the obligation and the fair value of the plan assets		
Change in projected benefit obligation		
Present value of obligations at the end of the year	17.66	37.50
Fair value of plan assets	-	-
Net liability recognised in balance sheet	17.66	37.50
The liability in respect of the gratuity plan comprises of the following non-current and current portions:		
Current	2.25	0.20
Non-current	15.41	37.30
	17.66	37.50
	Year ended March 31, 2021	Year ended March 31, 2020
E. Expense recognised in statement of profit and loss and other comprehensive income		
Current service cost	12.45	2.51
Interest on obligation	2.10	0.14
Past service cost	-	-
Expected return on plan assets	-	-
Net actuarial (gain)/ loss recognised in the year	(22.28)	35.34
Total included in statement of profit and loss and other comprehensive income	(7.73)	37.98

h



28 Employee benefits (continued)

	March 31, 2021	March 31, 2020
F. Assumptions at balance		
Discount rate	5.16%	6.68%
Salary escalation	8.00%	8.00%
Mortality rate	Indian Assured Lives (2012-14)	Indian Assured Lives (2012-14)
Attrition rate	33.00%	1.00%

Notes:

- The estimates in future salary increases, considered in actuarial valuation, takes account of inflation, seniority promotion and other relevant factors, such as supply and demand in the employee market.
- Discount rate is based on the prevailing market yields of Indian Government Bonds as at the balance sheet date for the estimated term of the obligation.

G. Sensitivity analysis

Reasonably possible changes at the reporting date to one of the relevant actuarial assumptions, holding other assumptions constant, would have affected the defined benefit obligation by the amounts shown below.

	Year ended March 31, 2021		Year ended March 31, 2020	
	Increase	Decrease	Increase	Decrease
Discount rate (1% movement)	17.04	18.33	30.59	46.28
Future salary growth (1% movement)	18.39	16.97	46.12	30.57

H. Five year Information

	March 31, 2021	March 31, 2020	March 31, 2019	March 31, 2018	March 31, 2017
Present Value of obligations	17.66	37.50	4.51	11.97	2.93
Fair value of plan assets	-	-	-	-	-
(Surplus)/ deficit in the plan	-	-	-	-	-
Experience adjustments arising on plan liabilities - (gain)/ loss	(22.28)	35.34	(14.55)	5.71	0.20
Experience adjustments arising on plan assets - (gain)/ loss	-	-	-	-	-

29 Employee stock option plan (ESOP)

The company has the following shared based payment arrangements as at March 31, 2021

Northern Arc Capital Limited (Holding Company) had established a share option programme (Scheme 1, 2 and 3) that entitles the key managerial personnel and senior employees of its subsidiary companies to purchase shares of Holding Company. Under this programme, the holders of the vested options are entitled to purchase shares of the Holding Company at the exercise price specified in their respective grant letters.

The Holding Company has the following share option plans:

Employee Stock Option Plan 2016 (ESOP) has been approved by the Board of the Holding Company at its meeting held on October 7, 2016 and by the members of the Holding Company in the Extra Ordinary General Meeting held on October 7, 2016.

Northern Arc Capital Employee Stock Option Plan 2016 – (“Scheme 1”) formerly IFMR Capital Employee Stock Option Plan 2016 – (“Scheme 1”)

The Northern Arc Capital Employee Stock Option Plan 2016 is applicable to all employees including employees of subsidiaries. The options were issued on March 01, 2017 and will be exercised at INR 10. The options are vested over a period of 4 years in 40:20:20:20 proportion

Northern Arc Capital Employee Stock Option Plan 2016 – (“Scheme 2”) formerly IFMR Capital Employee Stock Option Plan 2016 – (“Plan” or “ESOP”) (“Scheme 2”)

The Northern Arc Capital Employee Stock Option Plan 2016 is applicable to all employees including employees of subsidiaries. The options were issued in six batches. The first and second batch will be exercised at INR 110, third, fourth and fifth batch will be exercised at INR 121 and sixth batch will be exercised at INR 188. The options are vested equally over a period of 5 years.

Northern Arc Capital Employee Stock Option Plan 2018 – “Scheme- III” (“Scheme 3”)

The Northern Arc Capital Employee Stock Option Plan 2018 is applicable to all employees including employees of subsidiaries. The options were issued in two batches. The first batch will be exercised at INR 181 and second batch will be exercised at INR 188. The options are vested over a period of 3 years in 30:30:40 proportion

Handwritten signature



29 Employee stock option plan (ESOP) (continued)

Options outstanding under Scheme 1, Scheme 2 and Scheme 3

Plan	As at March 31, 2021			As at March 31, 2020		
	Scheme 1	Scheme 2	Scheme 3	Scheme 1	Scheme 2	Scheme 3
Grant date	Various	Various	Various	Various	Various	Various
Number of options	24,000	163,000	75,518	30,000	225,000	117,720
Exercise price in INR	10	110 to 188	181 to 188	10	110 to 188	181 to 188
Vesting period	1 to 4 years	1 to 5 years	1 to 3 years	1 to 4 years	1 to 5 years	1 to 3 years
Option Price	113.65	33.95-40.89	65.77-73.55	113.65	33.95-40.89	65.77-73.55
Weighted average exercise price in INR	10.00	122.05	184.00	10.00	120.50	184.00
Weighted average remaining contractual life (in years)	-	1.71	0.71	1.00	2.56	1.71
Vesting condition	Time based vesting					

Reconciliation of outstanding options

Particulars	Number of options	
	As at March 31, 2021	As at March 31, 2020
Outstanding at beginning of year	372,720	199,910
Forfeited during the year	110,202	-
Granted during the year	-	172,810
Outstanding as at end of year	262,518	372,720
Vested and exercisable as at end of year	128,378	128,010

Fair value methodology

The fair value of options have been estimated on the dates of each grant using the Black-Scholes model. The shares of Holding Company are not listed on any stock exchange. Accordingly, the Holding Company had considered the volatility of the stock price based on historical volatility of similar listed enterprises. The various assumptions considered in the pricing model for the stock options granted by the Company are as follows:

	As at March 31, 2021	As at March 31, 2020
Dividend yield	-	0%
Historical Volatility Estimate	-	22.05%
Risk free interest rate	-	7.24%
Expected life of the option (in years)	-	4.00

30 Segment reporting

Operating segments

The Company's operations predominantly relate to managing Alternative investment funds. The information relating to this operating segment is reviewed regularly by the Company's Board of Directors (Chief Operating Decision Maker) to make decisions about resources to be allocated and to assess its performance. The CODM considers the entire business of the Company on a holistic basis to make operating decisions and thus there are no segregated operating segments. The CODM of the Company reviews the operating results of the Company as a whole and therefore not more than one reportable segment is required to be disclosed by the Company as envisaged by Ind AS 108 Operating Segments.

The company does not have any separate geographic segment other than India. As such there are no separate reportable segments as per IND AS 108 Operating Segments.

31 Related party disclosures

Related party relationships and transactions are as follows:

Holding Company :

Northern Arc Capital Limited

Fellow Subsidiaries :

Northern Arc Investment Adviser Services Private Limited

Northern Arc Foundation

Managed funds:

IFMR FImpact Investment Fund

IFMR FImpact Long Term Multi Asset Class Fund

IFMR FImpact Medium Term Microfinance Fund

IFMR FImpact Long Term Credit Fund

IFMR FImpact Medium Term Opportunities Fund

IFMR FImpact Income Builder Fund

Northern Arc Money Market Alpha Fund

Northern Arc FImpact Income Builder Fund

Northern Arc Income Builder Fund (Series II)

Northern Arc India Impact Fund

Key management personnel

Chaitanya Pande- Non-executive Director

Ravi Vukkadala - Chief executive Officer

Kalyanasundaram C - Chief Financial Officer *

* Remuneration is paid by the holding company to the Chief Financial Officer



[Handwritten signature]

Northern Arc Investment Managers Private Limited

Notes to the financial statements for the year ended March 31, 2021

(All amounts are in Indian Rupees in lakhs, except share data and unless otherwise stated)

31 Related party disclosures (continued)

A Transaction with related parties during the year:

Related Party	Transaction	Year ended March 31, 2021	Year ended March 31, 2020
Northern Arc Capital Limited	Interest expense	294.93	232.57
	Fee expenses	82.77	65.15
	Reimbursement of Income	55.92	86.70
	Fee Income	141.49	154.84
	Redemption of Preference Share	-	722.00
	Redemption premium paid	-	231.04
	Premium on redemption expenses	-	28.66
	Transfer of Fixed Assets	0.07	-
	Transfer of Security Deposit	2.00	-
	Loans taken	604.26	1,933.45
	Loans repaid	636.00	1,827.70
Employee stock compensation expense	-	86.32	
IFMR FImpact Investment Fund	Management Fees	84.11	84.57
	Gain/(loss) on investment	85.96	91.85
	Running Cost	6.07	1.27
IFMR FImpact Long Term Multi Asset Class Fund	Management Fees	567.95	563.44
	Gain/(loss) on investment	119.77	(342.97)
	Running Cost	21.72	2.20
IFMR FImpact Medium Term Microfinance Fund	Maturity of investment - Class A units	-	250.00
	Management Fees	-	54.93
	Gain/(loss) on investment	-	23.78
	Running Cost	0.81	0.76
IFMR FImpact Long Term Credit Fund	Management Fees	285.14	285.14
	Gain/(loss) on investment	80.25	80.79
	Running Cost	6.95	1.10
IFMR FImpact Medium Term Opportunities Fund	Management Fees	378.36	376.44
	Gain/(loss) on investment	75.91	(28.74)
	Running Cost	60.05	25.42
IFMR FImpact Income Builder Fund	Management Fees	229.42	227.42
	Gain/(loss) on investment	21.16	19.88
	Running Cost	6.70	0.17
Northern Arc Money Market Alpha Fund	Investment in Class B units	59.25	700.30
	Management Fees	84.23	45.42
	Gain/(loss) on investment	91.08	61.95
Northern Arc Income Builder Fund (Series II)	Investment in Class A units	342.00	132.90
	Investment in Class B units	204.00	204.00
	Sale of investments - Class B units	-	200.00
	Management Fees	64.89	2.44
	Gain/(loss) on investment	3.14	0.05
Northern Arc India Impact Fund	Investment in Class B units	100.00	-
	Management Fees	0.79	-
	Gain/(loss) on investment	1.36	-
Ravi Vukkadala	Remuneration*	97.29	140.77
	Employee stock option (in units)	-	0.25

* Amount attributable to post employment benefits have not been disclosed as the same cannot be identified distinctly in the actuarial valuation.

Handwritten signature



Northern Arc Investment Managers Private Limited

Notes to the financial statements for the year ended March 31, 2021

(All amounts are in Indian Rupees in lakhs, except share data and unless otherwise stated)

31 Related party disclosures (continued)

B Outstanding balances with related parties as on balance sheet date:

Related Party	Transaction	As at	As at
		March 31, 2021	March 31, 2020
Northern Arc Capital Limited	Equity share capital	361.00	361.00
	Advances payable	238.47	140.30
	Other payable	69.00	86.32
	Borrowings	2,138.40	2,170.14
IFMR FImpact Investment fund	Investment in class A Units	-	497.50
	Reimbursement of expense receivable	0.17	0.17
IFMR FImpact Long Term Multi Asset Class Fund	Investment in class A Units	950.00	950.00
	Management Fee Receivable	176.07	-
	Reimbursement of expense receivable	12.23	(0.10)
IFMR FImpact Medium Term Microfinance Fund	Reimbursement of expense receivable	0.25	0.25
IFMR FImpact Long Term Credit Fund	Investment in class A Units	500.00	500.00
	Management Fee Receivable	77.69	-
	Reimbursement of expense receivable	6.41	2.61
IFMR FImpact Medium Term Opportunities Fund	Investment in class A Units	500.00	500.00
	Management Fee Receivable	0.21	-
	Reimbursement of expense receivable	17.18	(0.07)
IFMR FImpact Income Builder Fund	Investment in class A Units	500.00	500.00
	Management Fee Receivable	62.51	-
	Reimbursement of expense receivable	3.33	0.50
Northern Arc Money Market Alpha Fund	Investment in class B Units	1,102.30	1,043.05
	Management Fee Receivable	13.85	5.94
	Reimbursement of expense receivable	3.63	3.83
Northern Arc Income Builder Fund (Series II)	Investment in class A Units	474.90	132.90
	Investment in class B Units	204.00	-
	Management Fee Receivable	29.23	2.63
	Reimbursement of expense receivable	1.61	-
Northern Arc India Impact Fund	Investment in class A Units	100.00	-
	Management Fee Receivable	0.87	-
Ravi Vukkadala	Employee stock option (in units) (also refer note 30)	2.11	2.11

C The Company has been appointed as the investment manager

a) by the Trustee of IFMR Finance for Freedom Social Venture Fund ("the Fund"), SBI CAP Trustee Company Limited, for which the Company receives management fee of 1% per annum on the capital committed by the Class B and Class C unit holders of the Fund and disclosed as 'Fee income' under Note 18.

b) by the Trustee of IFMR Finance for Freedom Fund ("the Fund"), Axis Trustee Services Limited, for which the Company receives management fee of 1.5% per annum on the capital committed by the Class A and Class B unit holders of the Fund and disclosed as 'Fee income' under Note 18.

c) by the Trustee of IFMR Finance for Freedom Fund II ("the Fund"), Axis Trustee Services Limited, for which the Company receives management fee of 1% per annum on the capital committed by the Class A and Class B unit holders of the Fund and disclosed as 'Fee income' under Note 18.

d) by the Trustee of IFMR Finance for Freedom Fund III ("the Fund"), Axis Trustee Services Limited, for which the Company receives management fee of 1.5% per annum on the capital committed by the Class A and Class B unit holders of the Fund and disclosed as 'Fee income' under Note 18.

e) by the Trustee of IFMR Finance for Freedom Fund IV ("the Fund"), Axis Trustee Services Limited, for which the Company receives management fee of 1.5% per annum on the capital committed by the Class A and Class B unit holders of the Fund and disclosed as 'Fee income' under Note 18.

f) by the Trustee of IFMR Finance for Freedom Fund V ("the Fund"), Axis Trustee Services Limited, for which the Company receives management fee of 1.35% per annum on the capital committed by the Class A and Class B unit holders of the Fund and disclosed as 'Fee income' under Note 18.

g) by the Trustee of Northern Arc Money Market Alpha Fund ("the Fund"), Axis Trustee Services Limited, for which the Company receives management fee of 0.40% per annum on the Assets under management of the Class A and Class B unit holders of the Fund and disclosed as 'Fee income' under Note 18.

dw



Northern Arc Investment Managers Private Limited

Notes to the financial statements for the year ended March 31, 2021

(All amounts are in Indian Rupees in lakhs, except share data and unless otherwise stated)

31 Related party disclosures (continued)

h) by the Trustee of Northern Arc Income Builder Fund Series II ("the Fund"), Axis Trustee Services Limited, for which the Company receives management fee of 1.5% per annum on the capital committed by the Class A and Class B unit holders of the Fund and disclosed as 'Fee income' under Note 18.

i) by the Trustee of Northern Arc India Impact Fund ("the Fund"), Axis Trustee Services Limited, for which the Company receives management fee of 1.5% per annum on the capital committed by the Class A and Class B unit holders of the Fund and disclosed as 'Fee income' under Note 18.

32 Earnings per share – Basic and Diluted:

Particulars	Year ended March 31, 2021	Year ended March 31, 2020
Earnings		
Net profit attributable to equity shareholders for calculation of basic EPS	873.76	71.47
Net profit attributable to equity shareholders for calculation of diluted EPS	873.76	71.47
Shares		
Equity shares at the beginning of the period	361,000	361,000
Shares issued during the period	-	-
Total number of equity shares outstanding at the end of the period	361,000	361,000
Weighted average number of equity shares outstanding during the year for calculation of basic EPS	361,000	361,000
Weighted average number of equity shares outstanding during the year for calculation of diluted EPS	361,000	361,000
Face value per share	100.00	100.00
Earning per share		
Basic (in rupees)	242.04	19.80
Diluted (in rupees)	242.04	19.80

33 Disclosure under Micro, Small and Medium Enterprises Development Act, 2006

Under Micro, Small and Medium Enterprise Development Act, 2006 ('MSMED') which came into force from October 2, 2006, certain disclosures are required to be made relating to Micro, Small and Medium enterprises. On the basis of the information and records available with management and confirmation sought from suppliers on registration with specified authority under MSMED, principal amount, interest accrued and remaining unpaid and interest paid during the year to such enterprise is NIL.

Particulars	As at March 31, 2021	As at March 31, 2020
a. The principal amount and the interest due thereon (to be shown separately) remaining unpaid to any supplier as at the end of each accounting period		
Principal	-	-
Interest	-	-
b. The amount of interest paid by the buyer in terms of section 16 of the Micro, Small and Medium Enterprises Development Act, 2006, along with the amount of the payment made to the supplier beyond the appointed day during each accounting year;	-	-
c. The amount of interest due and payable for the period of delay in making payment (which have been paid but beyond the appointed day during the year) but without adding the interest specified under the Micro, Small and Medium Enterprises Development Act, 2006;	-	-
d. The amount of interest accrued and remaining unpaid at the end of each accounting year; and	-	-
e. The amount of further interest remaining due and payable even in the succeeding years, until such date when the interest dues above are actually paid to the small enterprise, for the purpose of disallowance of a deductible expenditure under section 23 of the Micro, Small and Medium Enterprises Development Act, 2006.	-	-

34 Change in liabilities arising from financing activities:

Particulars	As at March 31, 2020	Cash flows	Non cash changes	As at March 31, 2021
Borrowings	2,170.14	(31.74)	-	2,138.40
Total	2,170.14	(31.74)	-	2,138.40

du



35 Disclosure of Specified Bank Notes ('SBN')

The disclosures regarding details of specified bank notes held and transacted during November 08, 2016 to December 30, 2016 has not been made in these financial statements since the requirement does not pertain to financial year ended March 31, 2021.

36 Impact of the COVID-19 pandemic on the business

The outbreak of COVID-19 pandemic and consequent lockdowns has severely impacted various activities across the country. The impact of COVID-19 on the economy continues to be uncertain and the extent to which the ongoing COVID-19 pandemic will impact the Company's business, cash flows and financial results, are dependent on such future developments, the severity and duration of the pandemic, that are highly uncertain.

Estimates and associated judgments / assumptions applied in preparation of these financial statements including determining the fair valuation of investments are based on a combination of historical experience and emerging/ forward looking indicators resulting from the pandemic. The Company believes that it has considered all the possible impact of the currently known events arising out of COVID-19 pandemic in the preparation of financial statements. However, since the impact assessment of COVID-19 is a continuing process given its uncertainty in nature and duration, this may have corresponding impact in the financial position. The Company will continue to monitor any material changes to the future economic conditions.

As per our report of even date attached
for **BSR & Co. LLP**
Chartered Accountants
Firm's Registration No: I01248W/W-100022



Naveen Raj R
Partner
Membership No. 217772

for and on behalf of the Board of Directors of
Northern Arc Investment Managers Private Limited
CIN: U74120TN2014PTC095064

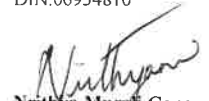


Kshama Fernandes
Director
DIN:02539429



Chaitanya Pande
Director
DIN:06934810

Ravi Vukkadala
Chief Executive Officer


Kalyanasundaram C
Chief Financial Officer
Nriithya Murali Ganam
Company Secretary
Membership No. 38778

Place : Chennai
Date : May 5, 2021

Place : Chennai
Date : May 5, 2021

