

# B S R & Co. LLP

Chartered Accountants

KRM Tower, 1st and 2nd Floor  
No.1, Harrington Road, Chetpet  
Chennai - 600 031, India.

Telephone +91 44 4608 3100  
Fax +91 44 4608 3199

## Independent Auditors' Report

### To the Members of Northern Arc Investment Adviser Services Private Limited

#### Report on the Audit of the Financial Statements

##### Opinion

We have audited the financial statements of Northern Arc Investment Adviser services Private Limited ("the Company"), which comprise the balance sheet as at March 31, 2020, and the statement of profit and loss (including other comprehensive income), statement of changes in equity and statement of cash flows for the year then ended, and notes to the financial statements, including a summary of the significant accounting policies and other explanatory information (hereinafter referred to as "the financial statements").

In our opinion and to the best of our information and according to the explanations given to us, the aforesaid financial statements give the information required by the Companies Act, 2013 ("Act") in the manner so required and give a true and fair view in conformity with the accounting principles generally accepted in India, of the state of affairs of the Company as at March 31, 2020, and profit and other comprehensive income, changes in equity and its cash flows for the year ended on that date.

##### Basis for Opinion

We conducted our audit in accordance with the Standards on Auditing (SAs) specified under section 143(10) of the Act. Our responsibilities under those SAs are further described in the *Auditors' Responsibilities for the Audit of the Financial Statements* section of our report. We are independent of the Company in accordance with the Code of Ethics issued by the Institute of Chartered Accountants of India together with the ethical requirements that are relevant to our audit of the financial statements under the provisions of the Act and the Rules thereunder, and we have fulfilled our other ethical responsibilities in accordance with these requirements and the Code of Ethics. We believe that the audit evidence we have obtained is sufficient and appropriate to provide a basis for our opinion.

##### Other Information

The Company's management and Board of Directors are responsible for the other information. The other information comprises the information included in the Company's board report, but does not include the financial statements and our auditors' report thereon. The board report is expected to be made available to us after the date of this auditor's report.

Our opinion on the financial statements does not cover the other information and we do not express any form of assurance conclusion thereon.



B S R & Co. is partnership firm with  
Registration No. BAG1223 converted into  
B S R & Co. LLP (a Limited Liability Partnership  
with LLP Registration No. AAB 81811  
with effect from October 14, 2013

Registered Office:  
5th Floor, Lozena Excelus  
Apollo Mitta Complex  
NM Joshi Marg, Mahabalipuram  
Mumbai 400 013

**Independent Auditors' Report  
To the Members of Northern Arc Investment Adviser Services Private Limited**

*Page 2 of 8*

In connection with our audit of the financial statements, our responsibility is to read the other information identified above when it becomes available and, in doing so, consider whether the other information is materially inconsistent with the financial statements or our knowledge obtained in the audit or otherwise appears to be materially misstated.

When we read the board report, if we conclude that there is a material misstatement therein, we are required to communicate the matter to those charged with governance and take necessary actions as required under applicable laws and regulations. We have nothing to report in this regard.

**Management's Responsibility for the Financial Statements**

The Company's management and Board of Directors are responsible for the matters stated in section 134(5) of the Act with respect to the preparation of these financial statements that give a true and fair view of the state of affairs, profit / loss and other comprehensive income, changes in equity and cash flows of the Company in accordance with the accounting principles generally accepted in India, including the Indian Accounting Standards (Ind AS) specified under section 133 of the Act. This responsibility also includes maintenance of adequate accounting records in accordance with the provisions of the Act for safeguarding of the assets of the Company and for preventing and detecting frauds and other irregularities; selection and application of appropriate accounting policies; making judgments and estimates that are reasonable and prudent; and design, implementation and maintenance of adequate internal financial controls that were operating effectively for ensuring the accuracy and completeness of the accounting records, relevant to the preparation and presentation of the financial statements that give a true and fair view and are free from material misstatement, whether due to fraud or error.

In preparing the financial statements, management and Board of Directors are responsible for assessing the Company's ability to continue as a going concern, disclosing, as applicable, matters related to going concern and using the going concern basis of accounting unless management either intends to liquidate the Company or to cease operations, or has no realistic alternative but to do so.

Board of Directors is also responsible for overseeing the Company's financial reporting process.

**Auditors' Responsibilities for the Audit of the Financial Statements**

Our objectives are to obtain reasonable assurance about whether the financial statements as a whole are free from material misstatement, whether due to fraud or error, and to issue an auditors' report that includes our opinion. Reasonable assurance is a high level of assurance, but is not a guarantee that an audit conducted in accordance with SAs will always detect a material misstatement when it exists. Misstatements can arise from fraud or error and are considered material if, individually or in the aggregate, they could reasonably be expected to influence the economic decisions of users taken on the basis of these financial statements.



**Independent Auditors' Report  
To the Members of Northern Arc Investment Adviser Services Private Limited**

*Page 3 of 8*

As part of an audit in accordance with SAs, we exercise professional judgment and maintain professional skepticism throughout the audit. We also:

- Identify and assess the risks of material misstatement of the financial statements, whether due to fraud or error, design and perform audit procedures responsive to those risks, and obtain audit evidence that is sufficient and appropriate to provide a basis for our opinion. The risk of not detecting a material misstatement resulting from fraud is higher than for one resulting from error, as fraud may involve collusion, forgery, intentional omissions, misrepresentations, or the override of internal control.
- Obtain an understanding of internal control relevant to the audit in order to design audit procedures that are appropriate in the circumstances, but not for the purpose of expressing an opinion on whether the Company has in place an adequate internal financial controls with reference to financial statements and the operating effectiveness of such controls.
- Evaluate the appropriateness of accounting policies used and the reasonableness of accounting estimates and related disclosures made by management.
- Conclude on the appropriateness of the Management and Board of Directors use of the going concern basis of accounting and, based on the audit evidence obtained, whether a material uncertainty exists related to events or conditions that may cast significant doubt on the Company's ability to continue as a going concern. If we conclude that a material uncertainty exists, we are required to draw attention in our auditor's report to the related disclosures in the financial statements or, if such disclosures are inadequate, to modify our opinion. Our conclusions are based on the audit evidence obtained up to the date of our auditor's report. However, future events or conditions may cause the Company to cease to continue as a going concern.
- Evaluate the overall presentation, structure and content of the financial statements, including the disclosures, and whether the financial statements represent the underlying transactions and events in a manner that achieves fair presentation.

We communicate with those charged with governance regarding, among other matters, the planned scope and timing of the audit and significant audit findings that we identify during our audit.

We also provide those charged with governance with a statement that we have complied with relevant ethical requirements regarding independence, and to communicate with them all relationships and other matters that may reasonably be thought to bear on our independence, and where applicable, related safeguards.



**Independent Auditors' Report  
To the Members of Northern Arc Investment Adviser Services Private Limited**

*Page 4 of 8*

**Report on Other Legal and Regulatory Requirements**

1. As required by the Companies (Auditors' Report) Order, 2016 ("the Order") issued by the Central Government in terms of Section 143(11) of the Act, we enclose in the "Annexure A" a statement on the matters specified in paragraphs 3 and 4 of the said Order.

(A) As required by Section 143(3) of the Act, we report that:

- a) We have sought and obtained all the information and explanations which to the best of our knowledge and belief were necessary for the purposes of our audit.
- b) In our opinion, proper books of account as required by law have been kept by the Company so far as it appears from our examination of those books.
- c) The balance sheet, the statement of profit and loss (including other comprehensive income), the statement of changes in equity and the statement of cash flows dealt with by this Report are in agreement with the books of account.
- d) In our opinion, the aforesaid financial statements comply with the Ind AS specified under section 133 of the Act.
- e) On the basis of the written representations received from the directors as on March 31, 2020 taken on record by the Board of Directors, none of the directors is disqualified as on March 31, 2020 from being appointed as a director in terms of Section 164(2) of the Act.
- f) The Company has been exempted from the requirement of its auditor's reporting on whether the Company has adequate internal financial controls with reference to the financial statements in place and the operating effectiveness of such controls (clause (i) of Section 143(3)); and
- g) With respect to the other matters to be included in the Auditors' Report in accordance with Rule 11 of the Companies (Audit and Auditors) Rules, 2014, in our opinion and to the best of our information and according to the explanations given to us:
  - i. The Company does not have any pending litigations as at March 31, 2020 which would impact its financial position as at March 31, 2020
  - ii. The Company did not have any long-term contracts including derivative contracts for which there were any material foreseeable losses.

*W*

**Independent Auditors' Report**  
**To the Members of Northern Arc Investment Adviser Services Private Limited**

*Page 5 of 8*

- iii. There were no amounts which were required to be transferred to the Investor Education and Protection Fund by the Company.
- iv. The disclosures in the standalone financial statements regarding holdings as well as dealings in specified bank notes during the period from November 08, 2016 to December 30, 2016 have not been made in these financial statements since they do not pertain to the financial year ended March 31, 2020.

(B) With respect to the matter to be included in the Auditors' Report under section 197(16): In our opinion and according to the information and explanations given to us, no remuneration is paid by the Company to its directors during the current year. The Ministry of Corporate Affairs has not prescribed other details under Section 197(16) which are required to be commented upon by us.

*for B S R & Co. LLP*  
Chartered Accountants  
Firm Registration Number: 101248W/W-100022



**Naveen Raj R**  
*Partner*  
Membership No. 217772  
UDIN: 20217772AAAAAR1487

Place : Chennai  
Date : June 25, 2020

**Annexure A to the Independent Auditors' Report**

**To the members of Northern Arc Investment Adviser Services Private Limited**  
(referred to in our report of even date)

*Page 6 of 8*

- (i) (a) The Company has maintained proper records showing full particulars, including quantitative details and situation of fixed assets.
- (b) The Company has a regular programme of physical verification of its fixed assets by which fixed assets are verified every year. In our opinion, this periodicity of physical verification is reasonable having regard to the size of the Company and the nature of its assets. According to the information and explanation given to us, no material discrepancies were noticed on such verification.
- (c) According to the information and explanations given to us and on the basis of our examination of the records of the Company, the Company does not hold any immovable properties. Accordingly, paragraph 3(i)(c) of the Order is not applicable.
- (ii) According to the information and explanations given to us and on the basis of our examination of the records of the Company, the Company is a service company primarily engaged in investment advisory services, accordingly it does not hold any physical inventories. Thus, paragraph 3(ii) of the Order is not applicable.
- (iii) According to the information and explanations given to us and on the basis of our examination of the records of the Company, the Company has not granted any loan, secured or unsecured to Companies, firms, limited liability partnerships or other parties covered in the register required under section 189 of the Companies Act, 2013. Accordingly, paragraph 3(iii) of the Order is not applicable.
- (iv) According to the information and explanations given to us and on the basis of our examination of the records of the Company, the Company does not have any loan, investments, guarantees and security which requires compliance under section 185 and 186 of the Companies Act, 2013. Accordingly, paragraph 3(iv) of the Order is not applicable.
- (v) According to the information and explanations given to us and on the basis of our examination of the records of the Company, the Company has not accepted deposits from the public within the meaning of the directives issued by the Reserve Bank of India, provision of Section 73 to 76 of the Act, any other provisions of the Act and relevant rules framed thereunder. Accordingly, paragraph 3(v) of the Order is not applicable.
- (vi) The Central Government has not prescribed the maintenance of cost records under section 148(1) of the Act, for any of the services rendered by the Company. Accordingly, paragraph 3(vi) of the Order is not applicable.



**Annexure A to the Independent Auditors' Report**  
**To the members of Northern Arc Investment Adviser Services Private Limited**  
(referred to in our report of even date)

*Page 7 of 8*

- (vii) (a) According to the information and explanations given to us and on the basis of our examination of the records of the Company, amounts deducted / accrued in the books of account in respect of undisputed statutory dues including provident fund, employees' state insurance, income-tax, goods and services tax, cess and any other material statutory dues have been generally deposited regularly during the year by the Company with the appropriate authorities. As explained to us, the Company did not have any dues on account of sales tax, service tax, duty of customs, duty of excise and value added tax.

According to the information and explanations given to us, no undisputed amounts payable in respect of provident fund, employees' state insurance, income-tax, goods and services tax, cess and any other material statutory dues were in arrears as at March 31, 2020 for a period of more than six months from the date they became payable.

- (b) According to the information and explanations given to us, there are no dues of income tax and goods and services tax which have not been deposited with the appropriate authorities on account of any dispute.
- (viii) In our opinion and according to the information and explanations given to us, the Company did not have any outstanding loans or borrowings to any banks, financial institutions, government or debenture holders during the year. Accordingly, paragraph 3(viii) of the Order is not applicable.
- (ix) In our opinion and according to the information and explanations given to us, the Company has not raised any money by way of initial public offer or further public offer (including debt instruments) and term loans during the year. Accordingly, paragraph 3(ix) of the Order is not applicable.
- (x) According to the information and explanations given to us, no material fraud on or by the Company by its officers or employees has been noticed or reported during the course of our audit.
- (xi) The Company is a private limited company and hence, the provisions of section 197 of the Companies Act, 2013 is not applicable. Accordingly, paragraph 3(xi) of the Order is not applicable.
- (xii) In our opinion and according to the information and explanations given to us, the Company is not a Nidhi company. Accordingly, paragraph 3(xii) of the Order is not applicable.



**Annexure A to the Independent Auditors' Report**  
**To the members of Northern Arc Investment Adviser Services Private Limited**  
(referred to in our report of even date)

*Page 8 of 8*

- (xiii) According to the information and explanations given to us and based on our examination of the records of the Company, transactions with the related parties are in compliance with section 188 of the Act where applicable and details of such transactions have been disclosed in the financial statements as required by the applicable accounting standards. The Company has been exempted from the compliance with the requirements of 177 of the Act.
- (xiv) According to the information and explanations given to us and based on our examination of the records of the Company, the Company has not made any preferential allotment or private placement of shares or fully or partly convertible debentures during the year. Accordingly, paragraph 3(xiv) of the Order is not applicable.
- (xv) According to the information and explanations given to us and based on our examination of the records of the Company, the Company has not entered into non-cash transactions with directors or persons connected with him. Accordingly, paragraph 3(xv) of the Order is not applicable.
- (xvi) According to the information and explanations given to us and based on our examination of the records of the Company, the Company is not required to be registered under section 45-IA of the Reserve Bank of India Act 1934. Accordingly, paragraph 3(xvi) of the Order is not applicable.

*for B S R & Co. LLP*

*Chartered Accountants*

Firm's Registration No: 101248W/W-100022



**Naveen Raj R**

*Partner*

Membership No: 217772

UDIN: 20217772AAAAAR1487

Place: Chennai

Date: June 25, 2020



**Northern Arc Investment Adviser Services Private Limited**  
**Balance Sheet as at March 31, 2020**  
(All amounts are in Indian Rupees in lakhs)

Particulars	Note	As at	
		March 31, 2020	March 31, 2019
<b>ASSETS</b>			
<b>Non-current assets</b>			
Property, plant and equipment	4	0.20	0.53
Current tax assets (net)	5	35.90	40.05
Deferred tax assets (net)	23	18.51	28.15
		<b>54.61</b>	<b>68.73</b>
<b>Current assets</b>			
<b>Financial assets</b>			
Investments	6	410.49	104.56
Trade receivables	7	-	35.33
Cash and cash equivalents	8	41.60	28.81
Other financial assets	9	1.00	79.79
Other current assets	10	18.70	12.50
		<b>471.79</b>	<b>260.99</b>
<b>Total assets</b>		<b>526.40</b>	<b>329.72</b>
<b>EQUITY AND LIABILITIES</b>			
<b>Equity</b>			
Equity share capital	11	125.00	125.00
Other equity	12	170.10	100.28
		<b>295.10</b>	<b>225.28</b>
<b>Liabilities</b>			
<b>Non-current liabilities</b>			
<b>Financial liabilities</b>			
Provisions	13	10.50	0.09
		<b>10.50</b>	<b>0.09</b>
<b>Current liabilities</b>			
<b>Financial liabilities</b>			
Trade payables	14	-	-
total outstanding dues of micro enterprises and small enterprises		-	-
total outstanding dues of creditors other than micro enterprises and small enterprises		183.02	56.20
Provisions	13	7.36	-
Other current liabilities	15	30.42	11.98
Current tax liabilities (net)	16	-	36.17
		<b>220.80</b>	<b>104.35</b>
<b>Total equity and liabilities</b>		<b>526.40</b>	<b>329.72</b>

Significant accounting policies

2 and 3


The notes referred to above form an integral part of the financial statements

As per our report of even date attached

for **B S R & Co. LLP**

Chartered Accountants

Firm's Registration No: 101248W/W-100022



**Naveen Raj R**

Partner

Membership No. 217772

Place : Chennai

Date : June 25, 2020

For and on behalf of the Board of Directors of

**Northern Arc Investment Adviser Services Private Limited**

CIN: U74900TN2012PTC087839



**Mahima Fernandes**

Director

DIN: 02539429

Place : Chennai

Date : June 25, 2020



**Vijaya Raghavan Venkatesan**

Director

DIN: 02542069

**Northern Arc Investment Adviser Services Private Limited**  
**Statement of Profit and Loss for the year ended March 31, 2020**  
(All amounts are in Indian Rupees in lakhs)

Particulars	Note	Year ended March 31, 2020	Year ended March 31, 2019
<b>REVENUE</b>			
Revenue from operations	17	302.00	154.55
Other income	18	17.51	10.11
<b>Total revenue</b>		<b>319.51</b>	<b>164.66</b>
<b>EXPENSES</b>			
Employee benefit expenses	19	159.84	1.27
Finance costs	20	-	5.66
Depreciation and amortisation expense	21	1.07	0.05
Other expenses	22	49.42	56.79
<b>Total expenses</b>		<b>210.33</b>	<b>63.77</b>
<b>Profit before tax</b>		<b>109.18</b>	<b>100.89</b>
<b>Tax expense</b>			
Current tax	23		
Current tax		28.72	28.77
Less: MAT credit entitlement		-	(7.43)
Deferred tax charge		2.34	0.15
		<b>31.06</b>	<b>21.49</b>
<b>Profit for the year</b>		<b>78.12</b>	<b>79.40</b>
<b>Other comprehensive income</b>			
<b>Items that will not be reclassified to profit or loss</b>			
Remeasurements of the defined benefit asset/ (liability)		(11.50)	0.37
Income tax relating to items that will not be reclassified to profit or loss		3.20	(0.10)
<b>Net other comprehensive income not to be reclassified subsequently to profit or loss</b>		<b>(8.30)</b>	<b>0.27</b>
<b>Other comprehensive income for the year</b>		<b>(8.30)</b>	<b>0.27</b>
<b>Total comprehensive income</b>		<b>69.82</b>	<b>79.67</b>
<b>Earnings per equity share (Face Value - INR 100/ Share)</b>			
<b>Earnings per equity share</b>	32		
Basic (in rupees)		62.49	63.52
Diluted (in rupees)		62.49	63.52

Significant accounting policies

2 and 3

The notes referred to above form an integral part of the financial statements

As per our report of even date attached

for **B S R & Co. LLP**

Chartered Accountants

Firm's Registration No: 101248W/W-100022



**Naveen Raj R**


Partner

Membership No. 217772

Place : Chennai

Date : June 25, 2020


For and on behalf of the Board of Directors of  
**Northern Arc Investment Adviser Services Private Limited**  
CIN:U74900TN2012PTC087839



**Kshama Fernandes**

Director

DIN:02539429



**Vijayaraghavan Venkatesan**

Director

DIN:02542069

Place : Chennai

Date : June 25, 2020

**Northern Arc Investment Adviser Services Private Limited**  
**Statement of changes in equity for the year ended March 31, 2020**  
(All amounts are in Indian Rupees in lakhs)

**A. Equity Share Capital**

**Equity Share capital of INR 100 each Issued, subscribed and fully paid**

Balance as at March 31, 2018	125.00
Changes in equity share capital during the year	-
<b>Balance as at March 31, 2019</b>	<b>125.00</b>
Changes in equity share capital during the year	-
<b>Balance as at March 31, 2020</b>	<b>125.00</b>

**B. Other Equity**

	Reserves and surplus		Other Comprehensive Income (OCI)	Total Other Equity attributable to Equity Holders of the Company
	Capital Redemption Reserve	Retained Earnings	Remeasurements of Defined Benefit Obligations	
<b>Balance as at March 31, 2018</b>	9.00	11.61	-	20.61
<b>Change in equity for the year ended March 31, 2019</b>				
Profit for the year	-	79.40	-	79.40
Transfer to Capital Redemption Reserve	76.00	(76.00)	-	-
Remeasurement of net defined benefit liability (net of taxes)	-	-	0.27	0.27
Reclassification of remeasurement of net defined benefit liability	-	0.27	(0.27)	-
<b>Balance as at March 31, 2019</b>	<b>85.00</b>	<b>15.28</b>	<b>-</b>	<b>100.28</b>
<b>Change in equity for the Year ended March 31, 2020</b>				
Profit for the year	-	78.12	-	78.12
Remeasurement of net defined benefit liability (net of taxes)	-	-	(8.30)	(8.30)
Reclassification of remeasurement of net defined benefit liability	-	(8.30)	8.30	-
<b>Balance as at March 31, 2020</b>	<b>85.00</b>	<b>85.10</b>	<b>-</b>	<b>170.10</b>

Significant accounting policies (refer note 2 and 3)

The notes referred to above form an integral part of the financial statements

As per our report of even date attached  
for **B S R & Co. LLP**  
Chartered Accountants  
Firm's Registration No:101248W/W-100022

  
**Naveen Raj R**  
Partner  
Membership No. 217772

Place : Chennai  
Date : June 25, 2020

For and on behalf of the Board of Directors of  
**Northern Arc Investment Adviser Services Private Limited**  
CIN:U74900TN2012PTC087839

  
**Kshama Fernandes**  
Director  
DIN:02539429

Place : Chennai  
Date : June 25, 2020

  
**Vijayaraghavan Venkatesan**  
Director  
DIN:02542069

**Northern Arc Investment Adviser Services Private Limited**  
**Statement of Cash Flows for the Year ended March 31, 2020**  
(All amounts are in Indian Rupees in lakhs)

Particulars	Year ended March 31, 2020	Year ended March 31, 2019
<b>A Cash flow from operating activities</b>		
Profit after tax	78.12	79.40
Adjustments for:		
Depreciation and amortisation expense	1.07	0.05
Tax expense (including deferred tax)	31.06	21.49
Provision no longer required written back for compensated absences	-	(0.11)
Net gain on mutual fund instruments at fair value through profit or loss	(12.01)	(9.38)
Impairment reversal on financial instruments	(0.83)	(0.38)
Premium on redeemable preference shares	-	5.66
<b>Operating profit before working capital changes</b>	<b>97.41</b>	<b>96.73</b>
Changes in working capital:		
Decrease / (Increase) in trade receivables	35.40	(35.40)
Decrease in other financial assets	79.55	108.80
(Increase) in other current assets	(6.20)	(6.99)
Increase in trade payables	126.84	23.97
Increase in other current liabilities and provisions	24.70	10.89
<b>Cash flow from operations</b>	<b>357.70</b>	<b>198.00</b>
Income tax paid (net)	(50.24)	(51.59)
<b>Net Cash flow provided from operating activities</b>	<b>(A) 307.46</b>	<b>146.41</b>
<b>B Cash flows from investing activities</b>		
Purchase of property, plant and equipment	(0.74)	(0.58)
Purchase of mutual fund investments	(340.00)	(203.00)
Sale of mutual fund investments	46.07	179.04
<b>Net cash used in investing activities</b>	<b>(B) (294.67)</b>	<b>(24.54)</b>
<b>C Cash flow from financing activities</b>		
Redemption of preference shares	-	(76.00)
Premium /Dividend payment on preference shares including dividend distribution tax	-	(22.29)
<b>Net cash used in financing activities</b>	<b>(C) -</b>	<b>(98.29)</b>
<b>Net Increase/ (Decrease) in cash and cash equivalents</b>	<b>(A+B+C) 12.79</b>	<b>23.58</b>
Cash and cash equivalents at the beginning of the year	28.81	5.23
<b>Cash and cash equivalents at the end of the year</b>	<b>41.60</b>	<b>28.81</b>

**Notes to cash flow statement**

	Note	As at March 31, 2020	As at March 31, 2019
<b>I Components of cash and cash equivalents:</b>	<b>8</b>		
Balances with banks			
- in current accounts		41.60	28.81
		<b>41.60</b>	<b>28.81</b>

Significant accounting policies 2 and 3  
The notes referred to above form an integral part of the financial statements


As per our report of even date attached  
for **BSR & Co. LLP**  
Chartered Accountants  
Firm's Registration No:101248W/W-100022

  
**Naveen Raj R**  
Partner  
Membership No. 217772

Place : Chennai  
Date : June 25, 2020

For and on behalf of the Board of Directors of  
**Northern Arc Investment Adviser Services Private Limited**  
CIN:U74900TN2012PTC087839

  
**Kshama Fernandes**  
Director  
DIN:02539429

  
**Vijayaraghavan Venkatesar**  
Director  
DIN:02542069

Place : Chennai  
Date : June 25, 2020

**Northern Arc Investment Adviser Services Private Limited**

**Notes forming part of the financial statements for the year ended March 31, 2020**

(All amounts are in Indian Rupees in lakhs)

**1 Reporting entity**

Northern Arc Investment Adviser Services Private Limited ("the Company") was incorporated on September 27, 2012, with the aim to undertake the business of facilitating investments and act as advisors to provide financial/ investment adviser to both Indian and Foreign Investors. The Company is a wholly owned subsidiary of Northern Arc Capital Limited. The Company's registered address is No. 1, Kanagam Village, 10th Floor IITM Research Park, Taramani Chennai TN 600113. The Company was formerly known as IFMR Investment Adviser Services Private Limited.

**2 Basis of preparation**

**2.1 Statement of compliance**

These financial statements have been prepared in accordance with Indian Accounting Standards (Ind AS) as per the Companies (Indian Accounting Standards) Rules, 2015 notified under Section 133 of Companies Act, 2013, (the 'Act'), other relevant provisions of the Act.

These financial statements were authorised for issue by the Company's Board of Directors on 25 June 2020.

Details of the Company's accounting policies were disclosed in note 3.

**2.2 Functional and presentation currency**

These financial statements are presented in Indian Rupees (INR), which is also the Company's functional currency. All amounts have been rounded-off to the nearest Rupees in lakhs (two decimals), unless otherwise indicated.

**2.3 Basis of measurement**

The financial statements have been prepared on the historical cost basis except

Items	Measurement basis
Investments in Mutual funds	Fair value through profit or loss
Net defined benefit (asset)/ liability	Fair value of plan assets less present value of defined benefit obligations

**2.4 Current and non-current classification**

All assets and liabilities have been classified as current or non-current as per the Company's normal operating cycle. Based on the nature of products and the time between the acquisition of assets for processing and their realisation in cash or cash equivalents, the Company has ascertained its operating cycle as 12 months for the purpose of current – non-current classification of assets and liabilities.

**2.5 Use of estimates and judgments**

The preparation of the financial statements in conformity with Ind AS requires management to make estimates, judgments and assumptions. These estimates, judgments and assumptions affect the application of accounting policies and the reported amounts of assets and liabilities, the disclosures of contingent assets and liabilities at the date of the financial statements and reported amounts of revenues and expenses during the period. Accounting estimates could change from period to period. Actual results could differ from those estimates. Estimates and underlying assumptions are reviewed on an ongoing basis. Appropriate changes in estimates are made as management becomes aware of changes in circumstances surrounding the estimates. Changes in estimates are reflected in the financial statements in the period in which changes are made and, if material, their effects are disclosed in the notes to the financial statements.

**Estimation of uncertainties relating to COVID-19**

The Company has considered the possible effects that may result from the pandemic relating to COVID-19 on the carrying amounts of investments. In developing the assumptions relating to the possible future uncertainties in the global economic conditions because of this pandemic, the Company, as at the date of approval of these financial statements has used internal and external sources of information including credit reports and related information, economic forecasts. The impact of COVID-19 on the Company's financial statements may differ from that estimated as at the date of approval of these financial statements.

Information about judgements, estimates and assumptions made in applying accounting policies that have the most significant effects on the amounts recognised in the financial statements is included in the following notes:



## 2.5 Use of estimates and judgements (continued)

### i) Business model assessment

Classification and measurement of financial assets depends on the results of business model and the solely payments of principal and interest ("SPPI") test. The Company determines the business model at a level that reflects how groups of financial assets are managed together to achieve a particular business objective. This assessment includes judgement reflecting all relevant evidence including how the performance of the assets is evaluated and their performance measured, the risks that affect the performance of the assets and how these are managed and how the managers of the assets are compensated. The Company monitors financial assets measured at amortised cost or fair value through other comprehensive income or fair value through profit and loss that are derecognised prior to their maturity to understand the reason for their disposal and whether the reasons are consistent with the objective of the business for which the asset was held. Monitoring is part of the Company's continuous assessment of whether the business model for which the remaining financial assets are held continues to be appropriate and if it is not appropriate whether there has been a change in business model and so a prospective change to the classification of those assets.

### ii) Fair value of financial instruments

The fair value of financial instruments is the price that would be received to sell an asset or paid to transfer a liability in an orderly transaction in the principal (or most advantageous) market at the measurement date under current market conditions (i.e. an exit price) regardless of whether that price is directly observable or estimated using another valuation technique. When the fair values of financial assets and financial liabilities recorded in the balance sheet cannot be derived from active markets, they are determined using a variety of valuation techniques that include the use of valuation models. The inputs to these models are taken from observable markets where possible, but where this is not feasible, estimation is required in establishing fair values.

### iii) Impairment of financial asset

The measurement of impairment losses across all categories of financial assets requires judgement, in particular, the estimation of the amount and timing of future cash flows and collateral values when determining impairment losses and the assessment of a significant increase in credit risk. These estimates are driven by a number of factors, changes in which can result in different levels of allowances.

The Company's expected credit loss ("ECL") calculations are outputs of complex models with a number of underlying assumptions regarding the choice of variable inputs and their interdependencies. Elements of the ECL models that are considered accounting judgements and estimates include :

- The Company's criteria for assessing if there has been a significant increase in credit risk and so allowances for financial assets should be measured on a life time expected credit loss ("LTECL") basis.
- Development of ECL models, including the various formulas and the choice of inputs.
- Determination of associations between macroeconomic scenarios and economic inputs, such as consumer spending, lending interest rates and collateral values, and the effect on probability of default ("PD"), exposure at default ("EAD") and loss given default ("LGD").
- Selection of forward-looking macroeconomic scenarios and their probability weightings, to derive the economic inputs into ECL models.

### iv) Provisions and other contingent liabilities

When the Company can reliably measure the outflow of economic benefits in relation to a specific case and considers such outflows to be probable, the Company records a provision against the case. Where the outflow is considered to be probable, but a reliable estimate cannot be made, a contingent liability is disclosed.


Given the subjectivity and uncertainty of determining the probability and amount of losses, the Company takes into account a number of factors including legal advice, the stage of the matter and historical evidence from similar incidents. Significant judgement is required to conclude on these estimates.

These estimates and judgements are based on historical experience and other factors, including expectations of future events that may have a financial impact on the Company and that are believed to be reasonable under the circumstances. Management believes that the estimates used in preparation of the financial statements are prudent and reasonable.

### v) Other assumptions and estimation uncertainties

Information about critical judgments in applying accounting policies as well as estimates and assumptions that have the most significant effect to the carrying amounts of assets and liabilities within the next financial year are included in the following notes:

- Measurement of defined benefit obligations: key actuarial assumptions;
- Estimated useful life of property, plant and equipment and intangible assets;
- Recognition of deferred taxes;



### **3 Significant accounting policies**

#### **3.1 Revenue Recognition**

Revenue (other than for those items to which Ind AS 109 Financial Instruments are applicable) is measured at fair value of the consideration received or receivable. Ind AS 115 Revenue from contracts with customers outlines a single comprehensive model of accounting for revenue arising from contracts with customers and supersedes current revenue recognition guidance found within Ind ASs.

The Company recognises revenue from contracts with customers based on a five step model as set out in Ind 115 :

Step 1: Identify contract(s) with a customer: A contract is defined as an agreement between two or more parties that creates enforceable rights and obligations and sets out the criteria for every contract that must be met.

Step 2: Identify performance obligations in the contract: A performance obligation is a promise in a contract with a customer to transfer a good or service to the customer.

Step 3: Determine the transaction price: The transaction price is the amount of consideration to which the Company expects to be entitled in exchange for transferring promised goods or services to a customer, excluding amounts collected on behalf of third parties.

Step 4: Allocate the transaction price to the performance obligations in the contract: For a contract that has more than one performance obligation, the Company allocates the transaction price to each performance obligation in an amount that depicts the amount of consideration to which the Company expects to be entitled in exchange for satisfying each performance obligation.

Step 5: Recognise revenue when (or as) the Company satisfies a performance obligation.

#### **Fee income**

Fees income such as fees related to professional services rendered and arrangement of funds is recognised on point in time or over the period basis, as applicable

#### **Interest income**

Interest income is recognised on a time proportionate basis.

#### **Dividend income**

Dividend income is recognised when the Company's right to receive the payment is established, it is probable that the economic benefits associated with the dividend will flow to the Company and the amount of the dividend can be measured reliably. This is generally when the shareholders approve the dividend.

#### **3.2 Financial instrument - initial recognition**

##### **A Date of recognition**

Financial assets and financial liabilities are initially recognised when the Company becomes a party to the contractual provisions of the instrument.

##### **B. Initial measurement of financial instruments**

The classification of financial instruments at initial recognition depends on their contractual terms and the business model for managing the instruments. Financial instruments are initially measured at their fair value, except in the case of financial assets and financial liabilities recorded at FVTPL, transaction costs are added to, or subtracted from this amount.

##### **C. Measurement categories of financial assets and liabilities**

The Company classifies all of its financial assets based on the business model for managing the assets and the asset's contractual terms, measured at either:

- i) Amortised cost
- ii) Fair value through other comprehensive income (FVOCI)
- iii) Fair value through profit or loss (FVTPL)



### **3.3 Financial assets and liabilities**

#### **A. Financial assets**

##### **Business model assessment**

The Company determines its business model at the level that best reflects how it manages groups of financial assets to achieve its business objective.

The Company's business model is not assessed on an instrument-by-instrument basis, but at a higher level of aggregated portfolios and is based on observable factors such as:

- a) How the performance of the business model and the financial assets held within that business model are evaluated and reported to the Company's key management personnel.
- b) The risks that affect the performance of the business model (and the financial assets held within that business model) and, in particular, the way those risks are managed.
- c) How managers of the business are compensated (for example, whether the compensation is based on the fair value of the assets managed or on the contractual cash flows collected).
- d) The expected frequency, value and timing of sales are also important aspects of the Company's assessment.

##### **Sole Payments of Principal and Interest (SPPI test)**

As a second step of its classification process, the Company assesses the contractual terms of financial to identify whether they meet SPPI test. 'Principal' for the purpose of this test is defined as the fair value of the financial asset at initial recognition and may change over the life of financial asset (for example, if there are repayments of principal or amortisation of the premium/ discount). The most significant elements of interest within a lending arrangement are typically the consideration for the time value of money and credit risk. To make the SPPI assessment, the Company applies judgement and considers relevant factors such as the period for which the interest rate is set.

In contrast, contractual terms that introduce a more than de minimis exposure to risks or volatility in the contractual cash flows that are unrelated to a basic lending arrangement do not give rise to contractual cash flows that are solely payments of principal and interest on the amount outstanding. In such cases, the financial asset is required to be measured at FVTPL.

Accordingly, financial assets are measured as follows

##### **i) Financial assets carried at amortised cost (AC)**

A financial asset is measured at amortised cost if it is held within a business model whose objective is to hold the asset in order to collect contractual cash flows and the contractual terms of the financial asset give rise on specified dates to cash flows that are solely payments of principal and interest on the principal amount outstanding.

##### **ii) Financial assets at fair value through other comprehensive income (FVOCI)**

A financial asset is measured at FVOCI if it is held within a business model whose objective is achieved by both collecting contractual cash flows and selling financial assets and the contractual terms of the financial asset give rise on specified dates to cash flows that are solely payments of principal and interest on the principal amount outstanding. Since, the loans and advances are held to sale and collect contractual cash flows, they are measured at FVOCI.

##### **iii) Financial assets at fair value through profit or loss (FVTPL)**

A financial asset which is not classified in any of the above categories are measured at FVTPL.

#### **B. Financial liability**

##### **i) Initial recognition and measurement**

All financial liability are initially recognized at fair value. Transaction costs that are directly attributable to the acquisition or issue of financial liability, which are not at fair value through profit or loss, are adjusted to the fair value on initial recognition.

##### **ii) Subsequent measurement**

Financial liabilities are carried at amortized cost using the effective interest method.

### **3.4 Reclassification of financial assets and liabilities**

The Company does not reclassify its financial assets subsequent to their initial recognition, apart from the exceptional circumstances in which the Company acquires, disposes of, or terminates a business line. Financial liabilities are never reclassified.





### 3.5 Derecognition of financial assets and liabilities

#### A. Derecognition of financial assets due to substantial modification of terms and conditions

The Company derecognises a financial asset, when the terms and conditions have been renegotiated to the extent that, substantially, it becomes a new loan, with the difference recognised as a derecognition gain or loss, to the extent that an impairment loss has not already been recorded. The newly recognised loans are classified as Stage 1 for ECL measurement purposes.

#### B. Derecognition of financial assets other than due to substantial modification

##### i) Financial Assets

A financial asset (or, where applicable, a part of a financial asset or part of a group of similar financial assets) is derecognised when the contractual rights to the cash flows from the financial asset expires or it transfers the rights to receive the contractual cash flows in a transaction in which substantially all of the risks and rewards of ownership of the financial asset are transferred or in which the Company neither transfers nor retains substantially all of the risks and rewards of ownership and it does not retain control of the financial asset.

On derecognition of a financial asset in its entirety, the difference between the carrying amount (measured at the date of derecognition) and the consideration received (including any new asset obtained less any new liability assumed) is recognised in the statement of profit and loss.

##### ii) Financial Liability

A financial liability is derecognised when the obligation under the liability is discharged, cancelled or expires. Where an existing financial liability is replaced by another from the same lender on substantially different terms, or the terms of an existing liability are substantially modified, such an exchange or modification is treated as a derecognition of the original liability and the recognition of a new liability. The difference between the carrying value of the original financial liability and the consideration paid is recognised in the statement of profit and loss.

### 3.6 Impairment of financial assets

The Company recognises loss allowances for expected credit losses on:

- financial assets measured at amortised cost;

At each reporting date, the Company assesses whether financial assets carried at amortised cost are credit - impaired. A financial asset is 'credit - impaired' when one or more events that have a detrimental impact on the estimated future cash flows of the financial asset have occurred.

Evidence that a financial asset is credit- impaired includes the following observable data:

- significant financial difficulty of the borrower or issuer;
- a breach of contract such as a default;
- the restructuring of a loan or advance by the Company on terms that
- it is probable that the borrower will enter bankruptcy or other
- the disappearance of an active market for a security because of

The Company measures loss allowances at an amount equal to lifetime expected credit losses, except for the following, which are measured as 12 month expected credit losses:

- debt securities that are determined to have low credit risk at the reporting date; and
- other debt securities and bank balances for which credit risk (i.e. the risk of default occurring over the expected life of the financial instrument) has not increased significantly since initial recognition.

Loss allowances for trade receivables are always measured at an amount equal to lifetime expected credit losses.

Lifetime expected credit losses are the expected credit losses that result from all possible default events over the expected life of a financial instrument. 12-month expected credit losses are the portion of expected credit losses that result from default events that are possible within 12 months after the reporting date (or a shorter period if the expected life of the instrument is less than 12 months). In all cases, the maximum period considered when estimating expected credit losses is the maximum contractual period over which the Company is exposed to credit risk.

When determining whether the credit risk of a financial asset has increased significantly since initial recognition and when estimating expected credit losses, the Company considers reasonable and supportable information that is relevant and available without undue cost or effort. This includes both quantitative and qualitative information and analysis based on the Company's historical experience and informed credit assessment and including forward- looking information.

The Company considers a financial asset to be in default when the borrower is unlikely to pay its credit obligations to the Company in full, without recourse by the Company to actions such as realising security (if any is held).



**3.6 Impairment of financial assets (Continued)**

*Measurement of expected credit losses*

Expected credit losses are a probability-weighted estimate of credit losses. Credit losses are measured as the present value of all cash shortfalls (i.e. the difference between the cash flows due to the Company in accordance with the contract and the cash flows that the Company expects to receive).

*Presentation of allowance for expected credit losses in the balance sheet*

Loss allowances for financial assets measured at amortised cost are deducted from the gross carrying amount of the assets.

**3.7 Write-offs**

The gross carrying amount of a financial asset is written-off when there is no reasonable expectation of recovering the asset. If the amount to be written off is greater than the accumulated loss allowance, the difference is first treated as an addition to the allowance that is then applied against the gross carrying amount. Any subsequent recoveries are credited to impairment on financial instruments in the statement of profit and loss.

**3.8 Determination of fair value**

Fair value is the price that would be received to sell an asset or paid to transfer a liability in an orderly transaction between market participants at the measurement date, regardless of whether that price is directly observable or estimated using another valuation technique. In estimating the fair value of an asset or a liability, the Company has taken into account the characteristics of the asset or liability if market participants would take those characteristics into account when pricing the asset or liability at the measurement date.

In addition, for financial reporting purposes, fair value measurements are categorised into Level 1, 2, or 3 based on the degree to which the inputs to the fair value measurements are observable and the significance of the inputs to the fair value measurement in its entirety, which are described as follows:

Level 1 financial instruments: Those where the inputs used in the valuation are unadjusted quoted prices from active markets for identical assets or liabilities that the Company has access to at the measurement date. The Company considers markets as active only if there are sufficient trading activities with regards to the volume and liquidity of the identical assets or liabilities and when there are binding and exercisable price quotes available on the balance sheet date;

Level 2 financial instruments: Those where the inputs that are used for valuation and are significant, are derived from directly or indirectly observable market data available over the entire period of the instrument's life. Such inputs include quoted prices for similar assets or liabilities in active markets, quoted prices for identical instruments in inactive markets and observable inputs other than quoted prices such as interest rates and yield curves, implied volatilities, and credit spreads; and

Level 3 financial instruments – Those that include one or more unobservable input that is significant to the measurement as whole.

**3.9 Foreign currency transactions**

Transactions in foreign currencies are translated into the functional currency of the Company, at the exchange rates at the dates of the transactions or an average rate if the average rate approximates the actual rate at the date of the transaction.

Monetary assets and liabilities denominated in foreign currencies are translated into the functional currency at the exchange rate at the reporting date. Non-monetary assets and liabilities that are measured at fair value in a foreign currency are translated into the functional currency at the exchange rate when the fair value was determined. Non-monetary assets and liabilities that are measured based on historical cost in a foreign currency are translated at the exchange rate at the date of the transaction. Exchange differences are recognized in profit or loss.

**3.10 Property, plant and equipment**

**i. Recognition and measurement**

Items of property, plant and equipment are measured at cost, which includes capitalised borrowing costs, less accumulated depreciation and accumulated impairment losses, if any.

**ii. Subsequent expenditure**

Subsequent expenditure is capitalised only if it is probable that the future economic benefits associated with the expenditure will flow to the Company.

**iii. Depreciation**

Depreciation is calculated on cost of items of property, plant and equipment less their estimated residual values over their estimated useful lives using the written down value method, and is generally recognised in the statement of profit and loss.

The Company follows estimated useful lives which are given under Part C of the Schedule II of the Companies Act, 2013. The estimated useful lives of items of property, plant and equipment for the current and comparative periods are as follows:

Asset category	Useful Life
Computers and accessories	3 years
Office equipments	5 years

Depreciation on additions (disposals) is provided on a pro-rata basis i.e. from (up to) the date on which asset is ready for use (disposed of).



### 3.11 Impairment of non-financial assets

The Company determines periodically whether there is any indication of impairment of the carrying amount of its non-financial assets. The recoverable amount (higher of net selling price and value in use) is determined for an individual asset, unless the asset does not generate cash inflow that are largely independent of those from other assets or group of assets. The recoverable amounts of such asset are estimated, if any indication exists and impairment loss is recognized wherever the carrying amount of the asset exceeds its recoverable amount. Where it is not possible to estimate the recoverable amount of an individual asset, the Company estimates the recoverable amount of the cash-generating unit to which the asset belongs.

### 3.12 Employee benefits

#### i. Post-employment benefits

##### Defined contribution plan

The Company's contribution to provident fund are considered as defined contribution plan and are charged as an expense as they fall due based on the amount of contribution required to be made and when the services are rendered by the employees.

##### Defined benefit plans

##### Gratuity

A defined benefit plan is a post-employment benefit plan other than a defined contribution plan. The Company's net obligation in respect of defined benefit plans is calculated separately for each plan by estimating the amount of future benefit that employees have earned in the current and prior periods, discounting that amount and deducting the fair value of any plan assets.

The calculation of defined benefit obligation is performed annually by a qualified actuary using the projected unit credit method. When the calculation results in a potential asset for the Company, the recognised asset is limited to the present value of economic benefits available in the form of any future refunds from the plan or reductions in future contributions to the plan ('the asset ceiling'). In order to calculate the present value of economic benefits, consideration is given to any minimum funding requirements.

Remeasurements of the net defined benefit liability, which comprise actuarial gains and losses and the effect of the asset ceiling (if any, excluding interest), are recognised in OCI. The Company determines the net interest expense (income) on the net defined benefit liability (asset) for the period by applying the discount rate used to measure the defined benefit obligation at the beginning of the annual period to the then-net defined benefit liability (asset), taking into account any changes in the net defined benefit liability (asset) during the period as a result of contributions and benefit payments. Net interest expense and other expenses related to defined benefit plans are recognised in profit or loss.

When the benefits of a plan are changed or when a plan is curtailed, the resulting change in benefit that relates to past service ('past service cost' or 'past service gain') or the gain or loss on curtailment is recognised immediately in profit or loss. The Company recognises gains and losses on the settlement of a defined benefit plan when the settlement occurs.

#### ii. Other long-term employee benefits

##### Compensated absences

The employees can carry forward a portion of the unutilised accrued compensated absences and utilise it in future service periods or receive cash compensation on termination of employment. Since the compensated absences do not fall due wholly within twelve months after the end of such period, the benefit is classified as a long-term employee benefit. The Company records an obligation for such compensated absences in the period in which the employee renders the services that increase this entitlement. The obligation is measured on the basis of independent actuarial valuation using the projected unit credit method.

##### iii. Short-term employee benefits

The undiscounted amount of short-term employee benefits expected to be paid in exchange for the services rendered by employees are recognized during the year when the employees render the service. These benefits include performance incentive and compensated absences which are expected to occur within twelve months after the end of the year in which the employee renders the related service. The cost of such compensated absences is accounted as under :

- (a) in case of accumulated compensated absences, when employees render the services that increase their entitlement of future compensated absences; and
- (b) in case of non-accumulating compensated absences, when the absences occur.

##### iv. Employee Stock Option based compensation

The Company accounts for stock options in accordance with the Guidance Note on 'Accounting for Employee Share Based Payments' issued by the Institute of Chartered Accountants of India. The Guidance Note also applies to grant of stock options of another enterprise in the same group as the Company, to the employees of the Company.

The Company calculates the compensation cost of the stock options as granted by its holding company based on the grant date fair value of such options, which is recognized as an employee expense, with a corresponding increase in payable to holding company, over the vesting period on a graded vesting basis. The amount recognized as an expense is adjusted to reflect the number of options for which the related service and non-market vesting conditions are expected to be met, such that the amount ultimately recognized as an expense is based on the number of options that meet the related service and non-market performance conditions at the vesting date.



### 3.13 Leases

Effective April 01, 2019, the Company has adopted Ind-AS 116 - Leases and applied it to all lease contracts existing on April 01, 2019 using the modified retrospective method. Based on the same and as permitted under the specific transitional provisions in the standard, the Company is not required to restate the comparative figures.

All leases are accounted for by recognising a right-of-use asset and a lease liability except for:

- Leases of low value assets; and
- Leases with a duration of 12 months or less.

The following policies apply subsequent to the date of initial application, April 01, 2019.

Lease liabilities are measured at the present value of the contractual payments due to the lessor over the lease term, with the discount rate determined by reference to the rate inherent in the lease unless (as is typically the case) this is not readily determinable, in which case the Company's incremental borrowing rate on commencement of the lease is used. Variable lease payments are only included in the measurement of the lease liability if they depend on an index or rate. In such cases, the initial measurement of the lease liability assumes the variable element will remain unchanged throughout the lease term. Other variable lease payments are expensed in the period to which they relate.

On initial recognition, the carrying value of the lease liability also includes:

- amounts expected to be payable under any residual value guarantee;
- the exercise price of any purchase option granted in favour of the Company if it is reasonably certain to assess that option,
- any penalties payable for terminating the lease, if the term of the lease has been estimated on the basis of termination option being exercised.

Right-of-use assets are initially measured at the amount of the lease liability, reduced for any lease incentives received, and increased for:

- lease payments made at or before commencement of the lease;
- initial direct costs incurred; and
- the amount of any provision recognised where the Company is contractually required to dismantle, remove or restore the leased asset.

Subsequent to initial measurement lease liabilities increase as a result of interest charged at a constant rate on the balance outstanding and are reduced for lease payments made. Right-of-use assets are amortised on a straight-line basis over the remaining term of the lease or over the remaining economic life of the asset if, rarely, this is judged to be shorter than the lease term.

When the Company revises its estimate of the term of any lease, it adjusts the carrying amount of the lease liability to reflect the payments to make over the revised term, which are discounted using a revised discount rate. The carrying value of lease liabilities is similarly revised when the variable element of future lease payments dependent on a rate or index is revised, except the discount rate remains unchanged. In both cases an equivalent adjustment is made to the carrying value of the right-of-use asset, with the revised carrying amount being amortised over the remaining (revised) lease term. If the carrying amount of the right-of-use asset is adjusted to zero, any further reduction is recognised in statement of profit and loss.

For contracts that both convey a right to the Company to use an identified asset and require services to be provided to the Company by the lessor, the Company has elected to account for the entire contract as a lease, i.e. it does allocate any amount of the contractual payments to, and account separately for, any services provided by the supplier as part of the contract.

### 3.14 Income tax

Income tax comprises current and deferred tax. It is recognised in profit or loss except to the extent that it relates to a business combination or to an item recognised directly in equity or in other comprehensive income.

Current tax comprises the expected tax payable or receivable on the taxable income or loss for the year and any adjustment to the tax payable or receivable in respect of previous years. The amount of current tax reflects the best estimate of the tax amount expected to be paid or received after considering the uncertainty, if any, related to income taxes. It is measured using tax rates (and tax laws) enacted or substantively enacted by the reporting date.

Current tax assets and current tax liabilities are offset only if there is a legally enforceable right to set off the recognised amounts, and it is intended to realise the asset and settle the liability on a net basis or simultaneously.



### 3.14 Income tax (Continued)

Deferred tax assets are recognised to the extent that it is probable that future taxable profits will be available against which they can be used. The existence of unused tax losses is strong evidence that future taxable profit may not be available. Therefore, in case of a history of recent losses, the Company recognises a deferred tax asset only to the extent that it has sufficient taxable temporary differences or there is convincing other evidence that sufficient taxable profit will be available against which such deferred tax asset can be realised. Deferred tax assets – unrecognised or recognised, are reviewed at each reporting date and are recognised/ reduced to the extent that it is probable/ no longer probable respectively that the related tax benefit will be realised.

Deferred tax assets include Minimum Alternate Tax (MAT) paid in accordance with the tax laws in India, which is likely to give future economic benefits in the form of availability of set off against future income tax liability.

Deferred tax is measured at the tax rates that are expected to apply to the period when the asset is realised or the liability is settled, based on the laws that have been enacted or substantively enacted by the reporting date.

The measurement of deferred tax reflects the tax consequences that would follow from the manner in which the Company expects, at the reporting date, to recover or settle the carrying amount of its assets and liabilities.

Deferred tax assets and liabilities are offset if there is a legally enforceable right to offset current tax liabilities and assets, and they relate to income taxes levied by the same tax authority on the same taxable entity, or on different tax entities, but they intend to settle current tax liabilities and assets on a net basis or their tax assets and liabilities will be realised simultaneously.

### 3.15 Borrowing cost

Borrowing costs are interest and other costs incurred in connection with the borrowings of funds. Borrowing costs directly attributable to acquisition or construction of an asset which necessarily take a substantial period of time to get ready for their intended use are capitalized as part of the cost of the asset. Other borrowings costs are recognized as an expense in the statement of profit and loss account on an accrual basis using the effective interest method.

### 3.16 Cash and cash equivalents

Cash and cash equivalents comprises cash on hand and demand deposits with banks. Cash equivalents are short-term balances (with an original maturity of three months or less from the date of acquisition), highly liquid investments that are readily convertible into known amounts of cash and which are subject to insignificant risk of changes in value.

### 3.17 Segment reporting- Identification of segments:

An operating segment is a component of the Company that engages in business activities from which it earn revenues and incur expenses, whose operating results are regularly reviewed by the Company's Chief Operating Decision Maker (CODM) to make decisions for which discrete financial information is available. Based on the management approach as defined in Ind AS 108, the CODM evaluates the Company's performance and allocates resources based on an analysis of various performance indicators by business segments and geographic segments.

### 3.18 Earnings per share

The Company reports basic and diluted earnings per equity share in accordance with Ind AS 33, Earnings Per Share. Basic earnings per equity share is computed by dividing net profit / loss after tax attributable to the equity share holders for the year by the weighted average number of equity shares outstanding during the year. Diluted earnings per equity share is computed and disclosed by dividing the net profit/ loss after tax attributable to the equity share holders for the year after giving impact of dilutive potential equity shares for the year by the weighted average number of equity shares and dilutive potential equity shares outstanding during the year, except where the results are anti-dilutive.

### 3.19 Cash flow statement

Cash flows are reported using the indirect method, whereby profit before tax is adjusted for the effects of transactions of a non-cash nature and any deferrals or accruals of past or future cash receipts or payments. The cash flows from regular revenue generating, financing and investing activities of the Company are segregated. Cash flows in foreign currencies are accounted at the actual rates of exchange prevailing at the dates of the transactions.



**Northern Arc Investment Adviser Services Private Limited**  
**Notes to the financial statements for the year ended March 31, 2020**  
 (All amounts are in Indian Rupees in lakhs)

**4 Property, plant and equipment**

	Computer and accessories	Total
<b>Cost</b>		
Balance as at April 1, 2018	0.16	0.16
Additions	0.58	0.58
Disposals	-	-
<b>Balance as at March 31, 2019</b>	<b>0.74</b>	<b>0.74</b>
Additions	0.74	0.74
Disposals	-	-
<b>Balance as at March 31, 2020</b>	<b>1.48</b>	<b>1.48</b>
<b>Depreciation</b>		
Balance as at April 1, 2018	0.16	0.16
Depreciation for the year	0.05	0.05
Accumulated depreciation on disposals	-	-
<b>Balance as at March 31, 2019</b>	<b>0.21</b>	<b>0.21</b>
Depreciation for the year	1.07	1.07
Accumulated depreciation on disposals	-	-
<b>Balance as at March 31, 2020</b>	<b>1.27</b>	<b>1.27</b>
<b>Net block</b>		
As at March 31, 2019	0.53	0.53
As at March 31, 2020	0.20	0.20



**Northern Arc Investment Adviser Services Private Limited**  
**Notes to the financial statements for the year ended March 31, 2020**  
(All amounts are in Indian Rupees in lakhs)

	As at March 31, 2020	As at March 31, 2019
<b>5 Current tax assets (net)</b>		
Advance Income tax (net of provision for tax)	35.90	40.05
	<b>35.90</b>	<b>40.05</b>
<b>6 Current Investments</b>		
<b>Measured at fair value through profit and loss:</b>		
<b>Investment in mutual funds - quoted</b>		
13,183.70 units (March 31, 2019: 3,567.00) of Tata Liquid Regular - Growth Plan	410.49	104.56
	<b>410.49</b>	<b>104.56</b>
Aggregate book value of quoted investment	394.95	100.96
Aggregate market value of quoted investment (NAV)	410.49	104.56
Aggregate amount of impairment value of investments	-	-
<b>7 Trade receivables</b>		
<b>Unsecured, considered good</b>		
Trade receivables	-	35.40
Less: Impairment loss allowance	-	(0.07)
	<b>-</b>	<b>35.33</b>
Non-current	-	-
Current	-	35.33
Of the above, trade receivables from related parties are as below:	-	-
Total trade receivables from related parties	-	-
Less: Impairment loss allowance	-	-
Net trade receivables	<b>-</b>	<b>-</b>
<b>8 Cash and cash equivalents</b>		
Balance with banks		
- in current accounts	41.60	28.81
	<b>41.60</b>	<b>28.81</b>
<b>9 Other financial assets</b>		
<b>Unsecured, considered good</b>		
Security deposits	1.00	-
Unbilled revenue	-	80.55
Less: Impairment loss allowance	-	(0.76)
	<b>1.00</b>	<b>79.79</b>
<b>10 Other current assets</b>		
Balances with government authorities	18.26	12.50
Advance to supplier	0.44	-
	<b>18.70</b>	<b>12.50</b>



**Northern Arc Investment Adviser Services Private Limited**  
**Notes to the financial statements for the year ended March 31, 2020**  
 (All amounts are in Indian Rupees in lakhs)

	As at March 31, 2020	As at March 31, 2019
<b>13 Provisions</b>		
<b>Non-current</b>		
Provision for employee benefits:		
- Gratuity	6.93	0.06
- Compensated absences	3.57	0.03
	<u>10.50</u>	<u>0.09</u>
<b>Current</b>		
Provision for employee benefits:		
- Gratuity	4.81	-
- Compensated absences	2.55	-
	<u>7.36</u>	<u>-</u>
<b>14 Trade payables</b>		
Trade payables		
-Total outstanding dues to micro enterprises and small enterprises (refer note 33)	-	-
-Total outstanding dues to creditors other than micro enterprises and small enterprises	183.02	56.20
	<u>183.02</u>	<u>56.20</u>
<b>15 Other current liabilities</b>		
Statutory dues payable	6.38	11.73
Payable to employees	12.70	0.25
Advance received from customer	11.34	-
	<u>30.42</u>	<u>11.98</u>
<b>16 Current tax liabilities (net)</b>		
Provision for current tax (net of advance tax)	-	36.17
	<u>-</u>	<u>36.17</u>





**Northern Arc Investment Adviser Services Private Limited**  
**Notes to the financial statements for the year ended March 31, 2020**  
 (All amounts are in Indian Rupees in lakhs)

	As at March 31, 2020	As at March 31, 2019
<b>11 Share capital</b>		
<b>Authorised</b>		
500,000 (March 31, 2019: 500,000) equity shares of INR 100 each	500.00	500.00
250,000 (March 31, 2019: 250,000) redeemable preference shares of INR 100 each	250.00	250.00
	<b>750.00</b>	<b>750.00</b>
<b>Issued, subscribed and paid up</b>		
125,000 (March 31, 2019: 125,000) equity shares of INR 100 each	125.00	125.00
	<b>125.00</b>	<b>125.00</b>

**a) Reconciliation of the shares outstanding at the beginning and at the end of the reporting year**

	As at March 31, 2020		As at March 31, 2019	
	No. of shares	Amount	No. of shares	Amount
<b>Equity shares</b>				
At the commencement of the year	125,000	125.00	125,000	125.00
Add: Shares issued during the year	-	-	-	-
<b>At the end of the year</b>	<b>125,000</b>	<b>125.00</b>	<b>125,000</b>	<b>125.00</b>
<b>Redeemable preference shares</b>				
At the commencement of the year	-	-	76,000	76.00
Add: Shares issued during the year	-	-	-	-
Less: Shares redeemed during the year (refer note below)	-	-	(76,000)	(76.00)
<b>At the end of the year</b>	<b>-</b>	<b>-</b>	<b>-</b>	<b>-</b>

**Note:**

During the year ended March 31, 2019, the Company had redeemed 76,000 redeemable preference shares held by Northern Arc Capital Limited (Holding Company) at premium of 8% p.a. on March 4, 2019.

**b) Rights, preferences and restrictions attached to each class of shares**

**(i) Equity shares**

The Company has only one class of Equity Shares having par value of INR 100 per share. Each holder of equity shares is entitled to one vote per share. In the event of liquidation of the Company, the holders of equity shares will be entitled to receive remaining assets of the Company. The distribution will be in proportion to the number of equity shares held by the shareholders.

**(ii) Redeemable preference shares:**

Preference shares issued to Northern Arc Capital Limited (Holding Company) are redeemable at premium of 8% p.a. at the end of 4 years from the date of allotment.

The preference shareholder is entitled to vote only on resolution placed before the Company which directly affects the rights attached to such preference shares as set out in Section 47 of the Companies Act, 2013.

**c) Shares held by holding/ ultimate holding company and /or their subsidiaries / associates:**

	As at March 31, 2020		As at March 31, 2019	
	No. of shares	% held	No. of shares	% held
<b>Equity shares:</b>				
Northern Arc Capital Limited including its nominee shareholders	125,000	100%	125,000	100%

**d) Details of shareholders holding more than 5% shares in the Company**

	As at March 31, 2020		As at March 31, 2019	
	No. of shares	% held	No. of shares	% held
<b>Equity shares:</b>				
Northern Arc Capital Limited including its nominee shareholders	125,000	100%	125,000	100%



**Northern Arc Investment Adviser Services Private Limited**  
**Notes to the financial statements for the year ended March 31, 2020**  
 (All amounts are in Indian Rupees in lakhs)

	As at March 31, 2020	As at March 31, 2019
<b>12 Other equity</b>		
<b>a) Retained earnings</b>		
At the commencement of the year	15.28	11.61
Add: Profit for the year	78.12	79.40
Less: Transfer to capital redemption reserve	-	(76.00)
Add: Transfer from other comprehensive income	(8.30)	0.27
<b>At the end of the year</b>	<b>85.10</b>	<b>15.28</b>
<b>b) Capital redemption reserve</b>		
At the commencement of the year	85.00	9.00
Add: Additions for the year	-	76.00
<b>At the end of the year</b>	<b>85.00</b>	<b>85.00</b>
<b>c) Other comprehensive income</b>		
At the commencement of the year	-	-
Remeasurements of defined benefit asset/ (liability) (refer note (iii) below)	(8.30)	0.27
Less: Transfer to retained earnings	8.30	(0.27)
<b>Closing balance</b>	<b>-</b>	<b>-</b>
<b>Total (a+b+c)</b>	<b>170.10</b>	<b>100.28</b>

**Nature and purpose of reserve**

- (i) **Capital redemption reserve**  
 The capital redemption reserve was created on account of the redemption of the redeemable preference shares.
- (ii) **Retained earnings**  
 Retained earnings is the accumulated available profit of the Company carried forward from earlier years. These reserve are free reserves which can be utilised for any purpose as may be required.
- (iii) **Other comprehensive income**  
 Remeasurement of the net defined benefit liabilities comprise actuarial gain or loss, return on plan assets excluding interest and the effect of asset ceiling, if any.



**Northern Arc Investment Adviser Services Private Limited**  
**Notes to the financial statements for the year ended March 31, 2020**  
(All amounts are in Indian Rupees in lakhs)

	Year ended March 31, 2020	Year ended March 31, 2019
<b>17 Revenue from operations</b>		
Fee income	302.00	154.55
	<b>302.00</b>	<b>154.55</b>
<b>18 Other income</b>		
Net gain on financial instruments at fair value through profit or loss		
- Investments in mutual funds	12.01	9.38
Interest income from income tax refund	-	0.24
Impairment reversal on financial instruments	0.83	0.38
Provision no longer required written back		
- For Compensated absences	-	0.11
Miscellaneous income	4.67	-
	<b>17.51</b>	<b>10.11</b>
<b>Fair value changes:</b>		
-Realised	0.08	5.78
-Unrealised	11.93	3.60
	<b>12.01</b>	<b>9.38</b>
<b>19 Employee benefits expenses</b>		
Salaries, wages and bonus	66.46	0.96
Contribution to provident and other funds	3.22	0.11
Expenses related to post-employment defined benefit plans (refer note 26)	0.17	0.16
Employee stock compensation expense (refer note 28)	89.74	-
Staff welfare expenses	0.25	0.04
	<b>159.84</b>	<b>1.27</b>
<b>20 Finance cost</b>		
Premium on redeemable Preference shares	-	5.66
	-	<b>5.66</b>
<b>21 Depreciation and amortisation expense</b>		
Depreciation of property, plant and equipment (refer note 4)	1.07	0.05
	<b>1.07</b>	<b>0.05</b>
<b>22 Other expenses</b>		
Rent	5.63	0.64
Legal and professional charges	37.53	47.31
Rates and taxes	0.00	5.01
Bank charges	0.01	0.01
Auditors' remuneration (refer note 22.1)	3.65	3.76
Miscellaneous expenses	2.60	0.06
	<b>49.42</b>	<b>56.79</b>
<b>22.1 Payments to auditor (excluding goods and services tax)</b>		
Statutory audit	3.00	3.00
Tax audit	0.50	0.50
Reimbursement of expenses	0.15	0.26
	<b>3.65</b>	<b>3.76</b>



**Northern Arc Investment Adviser Services Private Limited**  
**Notes to the financial statements for the year ended March 31, 2020**  
 (All amounts are in Indian Rupees in lakhs)

	Year ended March 31, 2020	Year ended March 31, 2019
<b>23 Income tax</b>		
<b>A The components of income tax expense for the years ended March 31, 2020 and 2019 are:</b>		
Current tax	28.72	28.77
Deferred tax charge	2.34	0.15
Less: MAT credit entitlement	-	(7.43)
<b>Tax expense</b>	<b>31.06</b>	<b>21.49</b>

**B Reconciliation of the total tax charge**

The tax charge shown in the statement of profit and loss differs from the tax charge that would apply if all profits had been charged at India corporate tax rate. A reconciliation between the tax expense and the accounting profit multiplied by India's domestic tax rate for the years ended 31 March 2020 and 2019 is as follows:-

Profit before tax	109.18	100.89
Applicable tax rate	27.82%	27.82%
<b>Computed expected tax expense</b>	<b>30.38</b>	<b>28.07</b>
Change in tax rate	-	0.01
Permanent differences	0.68	0.84
<b>Tax expenses recognised in the statement of profit and loss</b>	<b>31.06</b>	<b>28.92</b>
Effective tax rate	28.44%	28.67%

**C Deferred tax**

The following table shows deferred tax recorded in the balance sheet and changes recorded in the Income tax expense

**Component of Deferred tax asset / (liability)**

	As at 31 Mar 2019	Statement of profit and loss	Other comprehensive income	MAT utilization	As at 31 Mar 2020
Property, plant and equipment	-	0.15	-	-	0.15
Impact of fair valuation of assets	-	(4.32)	-	-	(4.32)
Provision for employee benefits	(0.06)	1.83	3.20	-	4.97
	(0.06)	(2.34)	3.20	-	0.80
Minimum alternative tax	28.21	-	-	(10.50)	17.71
	<b>28.15</b>	<b>(2.34)</b>	<b>3.20</b>	<b>(10.50)</b>	<b>18.51</b>



**Northern Arc Investment Adviser Services Private Limited**  
**Notes to the financial statements for the year ended March 31, 2020**  
(All amounts are in Indian Rupees in lakhs)

**24 Financial instrument**

**A Fair value measurement**

*Valuation principles*

Fair value is the price that would be received to sell an asset or paid to transfer a liability in an orderly transaction in the principal (or most advantageous) market at the measurement date under current market conditions i.e., exit price. This is regardless of whether that price is directly observable or estimated using a valuation technique.

*Financial instruments by category*

The carrying value and fair value of financial instruments measured at fair value as of March 31, 2020 were as follows:

Particulars	Note	Carrying amount			Fair value		Total
		FVTPL	Level 1	Level 2	Level 3		
Investments							
- Investment in mutual funds	6	410.49	410.49	-	-	410.49	

The carrying value and fair value of financial instruments measured at fair value as of March 31, 2019 were as follows:

Particulars	Note	Carrying amount			Fair value		Total
		FVTPL	Level 1	Level 2	Level 3		
Investments							
- Investment in mutual funds	6	104.56	104.56	-	-	104.56	

*Sensitivity analysis - Increase/ decrease of 100 basis points*

Investments	As at March 31, 2020		As at March 31, 2019		
	Increase	Decrease	Increase	Decrease	
- Mutual fund investments		1.87	(1.87)	1.28	(1.28)

The carrying value and fair value of other financial instruments by categories as of March 31, 2020 were as follows:

Particulars	Carrying value				
	Amortised cost	Level 1	Level 2	Level 3	Total
<b>Financial assets not measured at fair value:</b>					
Cash and cash equivalents	41.60				
Other financial assets	1.00				
<b>Financial liabilities not measured at fair value:</b>					
Trade payables	183.02				

The carrying value and fair value of other financial instruments by categories as of March 31, 2019 were as follows:

Particulars	Carrying value				
	Amortised cost	Level 1	Level 2	Level 3	Total
<b>Financial assets not measured at fair value:</b>					
Trade receivables	35.33				
Cash and cash equivalents	28.81				
Other financial assets	79.79				
<b>Financial liabilities not measured at fair value:</b>					
Trade payables	56.20				

Note:

For all of the financial assets and liabilities which are not carried at fair value, disclosure of fair value is not required as the carrying amounts approximates the fair values.



**B Measurement of fair values**

**Valuation methodologies of financial instruments not measured at fair value**

Below are the methodologies and assumptions used to determine fair values for the above financial instruments which are not recorded and measured at fair value in the financial statements. These fair values were calculated for disclosure purposes only.

**Financial assets and liabilities**

For financial assets and financial liabilities that have a short-term maturity (less than twelve months), the carrying amounts, which are net of impairment, are a reasonable approximation of their fair value. Such instruments include: cash and cash equivalents, trade receivables, other financial assets, trade payables and other financial liabilities without a specific maturity.

**Transfers between levels I and II**

There has been no transfer in between level I and level II.

**C Capital management**

The Company's policy is to maintain a strong capital base so as to maintain investor, creditor and market confidence and to sustain future development of the business. Management monitors the return on capital, as well as the level of dividends to equity shareholders.

The board of directors seeks to maintain a balance between the higher returns that might be possible with higher levels of borrowing and the advantages and security afforded by a sound capital position.

The Company's adjusted net debt to equity ratio is as follows:

	As at March 31, 2020	As at March 31, 2019
Total liabilities	231.30	104.44
Less: cash and cash equivalents	-41.60	(28.81)
<b>Adjusted net debt</b>	<b>189.70</b>	<b>75.63</b>
Total equity	295.10	225.28
<b>Adjusted net debt to equity ratio</b>	<b>0.64</b>	<b>0.34</b>

**25 Financial risk management objectives and policies**

The Company's financial assets primarily includes investments, trade receivables, cash and cash equivalents and other financial assets that derive directly from its operations.

The Company is exposed to credit risk, liquidity risk and market risk. The Company's board of directors has an overall responsibility for the establishment and oversight of the Company's risk management framework.

The Company's risk management policies are established to identify and analyse the risks faced by the Company, to set appropriate risk limits and controls and to monitor risks and adherence to limits. risk management policies and systems are reviewed regularly to reflect changes in market conditions and the Company's activities.

**Credit risk**

Credit risk is the risk of financial loss to the Company if a customer or counter-party to financial instrument fails to meet its contractual obligations and arises principally from the Company's receivables from customers and loans.

The carrying amounts of financial assets represent the maximum credit risk exposure.



**Northern Arc Investment Adviser Services Private Limited**  
**Notes to the financial statements for the year ended March 31, 2020**  
 (All amounts are in Indian Rupees in lakhs)

**25 Financial risk management objectives and policies (continued)**  
**A. Receivables including unbilled revenue**

The Company's exposure to credit risk is influenced mainly by the individual characteristics of each customer. However, management also considers the factors that may influence the credit risk of its customer base, including the default risk associated with the industry.

The Company's exposure to credit risk for receivables by type of counterparty is as follows. All these exposures are with in India.

Particulars	Carrying Amount	
	As at	As at
	March 31, 2020	March 31, 2019
Receivables	-	35.40
Less : Impairment loss allowance	-	(0.07)
	-	<b>35.33</b>
Unbilled revenue	-	80.55
Less : Impairment loss allowance	-	(0.76)
	-	<b>79.79</b>

An impairment analysis is performed at each reporting date based on the facts and circumstances existing on that date to identify expected losses on account of time value of money and credit risk. For the purposes of this analysis, the receivables are categorised into groups based on days past due and the type of risk exposures. Each group is then assessed for impairment using the Expected Credit Loss (ECL) model as per the provisions of Ind AS 109 - financial instruments.

**Staging:**

As per the provision of Ind AS 109 general approach all financial instruments are allocated to stage 1 on initial recognition. However, if a significant increase in credit risk is identified at the reporting date compared with the initial recognition, then an instrument is transferred to stage 2. If there is objective evidence of impairment, then the asset is credit impaired and transferred to stage 3.

The Company considers a financial instrument defaulted and therefore Stage 3 (credit-impaired) for ECL calculations in all cases when the borrower becomes 90 days past due on its contractual payments.

For financial assets in stage 1, the impairment calculated based on defaults that are possible in next twelve months, whereas for financial instrument in stage 2 and stage 3 the ECL calculation considers default event for the lifespan of the instrument.

As per Ind AS 109, Company assesses whether there is a significant increase in credit risk at the reporting date from the initial recognition. Company has staged the assets based on the Day past dues criteria and other market factors which significantly impacts the portfolio.

Days past dues/status	Stage	Provisions
Current	Stage 1	12 Months Provision
1-30 Days	Stage 1	12 Months Provision
31-90 Days	Stage 2	Lifetime Provision
90+ Days	Stage 3	Lifetime Provision

**Grouping**

As per Ind AS 109, Company is required to group the portfolio based on the shared risk characteristics. Company has assessed the risk and its impact on the various portfolios and has divided the portfolio into following groups:

- Trade receivables
- Unbilled revenue

**Expected credit loss ("ECL"):**

ECL on financial assets is an unbiased probability weighted amount based out of possible outcomes after considering risk of credit loss even if probability is low. ECL is calculated based on the following components:

- a. Marginal probability of default ("MPD")
- b. Loss given default ("LGD")
- c. Exposure at default ("EAD")
- d. Discount factor ("D")



**25 Financial risk management objectives and policies (continued)**

**Marginal probability of default:**

PD is defined as the probability of whether borrowers will default on their obligations in the future. Historical PD is derived from the internal data which is calibrated with forward looking macroeconomic factors.

For computation of probability of default ("PD"), Pluto Tash Model was used to forecast the PD term structure over lifetime of loans. As per given long term PD and current macroeconomic conditions, conditional PD corresponding to current macroeconomic condition is estimated. The Company has worked out on PD based on the last four years historical data.

**Marginal probability:**

The PDs derived from the ARIMA model, are the cumulative PDs, stating that the borrower can default in any of the given years, however to compute the loss for any given year, these cumulative PDs have to be converted to marginal PDs. Marginal PDs is probability that the obligor will default in a given year, conditional on it having survived till the end of the previous year.

**Conditional marginal probability:**

As per Ind AS 109, expected loss has to be calculated as an unbiased and probability-weighted amount for multiple scenarios. The probability of default was calculated for 3 scenarios: upside, downside and base. This weightage has been decided on best practices and expert judgment. Marginal conditional probability was calculated for all 3 possible scenarios and one conditional PD was arrived as conditional weighted probability.

**LGD**

LGD is an estimate of the loss from a transaction given that a default occurs. Under Ind AS 109, lifetime LGD's are defined as a collection of LGD's estimates applicable to different future periods. Various approaches are available to compute the LGD. The Company has considered the workout LGD approach by considering historical losses and recoveries. The following steps are performed to calculate the LGD:

- 1) Analysis of historical credit impaired accounts at cohort level.
- 2) The computation consists of five components, which are:
  - a) Outstanding balance (POS)
  - b) Recovery amount (discounted yearly) by initial contractual rate.
  - c) Expected recovery amount (for incomplete recoveries), discounted to reporting date using initial contractual rate.
  - d) Collateral (security) amount

The formula for the computation is as below:

$$\% \text{ Recovery rate} = (\text{discounted recovery amount} + \text{security amount} + \text{discounted estimated recovery}) / (\text{total POS})$$

$$\% \text{ LGD} = 1 - \text{recovery rate}$$

**EAD:**

As per Ind AS 109, EAD is estimation of the extent to which the financial entity may be exposed to counterparty in the event of default and at the time of counterparty's default. The Company has modelled EAD based on the contractual and behavioural cash flows till the lifetime of the loans considering the expected prepayments.

The Company has considered expected cash flows of all the trade receivables and unbilled revenue at DPD bucket level which was used for computation of ECL.

**Discounting:**

As per Ind AS 109, ECL is computed by estimating the timing of the expected credit shortfalls associated with the defaults and discounting them using effective interest rate.

**ECL computation:**

Conditional ECL at DPD pool level was computed with the following method:

$$\text{Conditional ECL for year (yt)} = \text{EAD (yt)} * \text{conditional PD (yt)} * \text{LGD (yt)} * \text{discount factor (yt)}$$

The calculation is based on provision matrix which considers actual historical data adjusted appropriately for the future expectations and probabilities. Proportion of expected credit loss provided for across the stage is summarised below:

	Provisions	As at	As at
		March 31, 2020	March 31, 2019
Stage 1	12 month provision	-	0.83
Stage 2	Life time provision	-	-
Stage 3	Life time provision	-	-
<b>Amount of expected credit loss provided for</b>			<b>0.83</b>





**25 Financial risk management objectives and policies(continued)**

The loss rates are based on actual credit loss experience over past years. These loss rates are then adjusted appropriately to reflect differences between current and historical economic conditions and the Company's view of economic conditions over the expected lives of the loan receivables. Movement in provision of expected credit loss has been provided in below note.

Particulars	As at	As at
	March 31, 2020	March 31, 2019
<b>ECL allowance - opening balance</b>	0.83	1.21
Addition during the year	-	-
Reversal during the year	(0.83)	(0.38)
Write offs during the year	-	-
<b>Closing provision of ECL</b>	-	0.83

**B. Investments**

Investments primarily represents investments in mutual funds which are fair valued through profit and loss and hence no impairment loss allowance is made in accordance with Ind AS 109.

**C. Cash and cash equivalents**

Credit risk on cash and cash equivalent is limited as the Company does not have any deposits at all.

**(ii) Liquidity risk**

Liquidity risk is the risk that the Company will encounter difficulty in meeting its obligations associated with its financial liabilities. The Company's approach in managing liquidity is to ensure that it will have sufficient funds to meet its liabilities when due.

The Company is monitoring its liquidity risk by estimating the future inflows and outflows during the start of the year and planned accordingly the funding requirement. The Company manages its liquidity by unutilised cash credit facility and term loans.

The composition of the Company's liability mix ensures healthy asset liability maturity pattern and well diverse resource mix.

**(iii) Market risk**

Market risk is the risk that the fair value of future cash flows of a financial instrument will fluctuate because of changes in market prices. Market risk includes interest rate risk and foreign currency risk. The objective of market risk management is to manage and control market risk exposures within acceptable parameters, while optimising the return.

**Interest rate risk**

Interest rate risk is the risk that the fair value or future cash flows of a financial instrument will fluctuate because of changes in market interest rates. The Company's does not have any variable rate financial instruments and thus have no exposure to the risk of changes in market interest rates.

**(iv) Foreign currency risk**

The Company does not have any instrument denominated or traded in foreign currency. Hence, such risk does not affect the Company.



**26 Employee Benefits**

**26.1 Defined Contribution Plan**

The Company makes specified monthly contributions towards employee provident fund to Government administered provident fund scheme which is a defined contribution plan. The Company's contribution is recognized as an expenses in the statement of profit and loss during the period in which the employee renders the related service. The amount recognised as an expense towards contribution to provident fund for the year aggregated to INR 3.22 lakhs (March 31, 2019: INR 0.11 lakhs).

**26.2 Defined Benefit Plans**

The Company's gratuity benefit scheme is a defined plan. The Company's net obligation in respect of a defined benefit plan is calculated by estimating the amount of future benefit that employees have earned in return for their services in the current and prior periods; that benefit is discounted to determine its present value. Any unrecognised past services and the fair value of any plan assets are deducted. The Calculation of the Company's obligation under the plan is performed annually by a qualified actuary using the projected unit credit method.

**Details of actuarial valuation of gratuity pursuant to the Ind AS 19**

**A. Change in present value of obligations**

Present value of obligations at the beginning of the year	0.06	0.27
Current service cost	0.16	0.14
Interest cost	0.01	0.02
Past service cost	-	-
Benefits settled	-	-
Actuarial (gain)/ loss	11.51	(0.37)

	March 31, 2020	March 31, 2019
Present value of obligations at the beginning of the year	0.06	0.27
Current service cost	0.16	0.14
Interest cost	0.01	0.02
Past service cost	-	-
Benefits settled	-	-
Actuarial (gain)/ loss	11.51	(0.37)
<b>Present value of obligations at the end of the year</b>	<b>11.74</b>	<b>0.06</b>

**Present value of obligations at the end of the year**

**B. Change in plan assets**

Fair value of plan assets at the beginning of the year	-	-
Expected return on plan assets	-	-
Actuarial gains/ (loss)	-	-
Employer contributions	-	-
Benefits settled	-	-

Fair value of plan assets at the beginning of the year	-	-
Expected return on plan assets	-	-
Actuarial gains/ (loss)	-	-
Employer contributions	-	-
Benefits settled	-	-
<b>Fair value of plan assets at the end of the year</b>	<b>-</b>	<b>-</b>

**Fair value of plan assets at the end of the year**

**C. Actual Return on plan assets**

Expected return on plan assets	-	-
Actuarial gains/ (loss) on plan assets	-	-

Expected return on plan assets	-	-
Actuarial gains/ (loss) on plan assets	-	-
<b>Actual return on plan assets</b>	<b>-</b>	<b>-</b>

**Actual return on plan assets**

**D. Reconciliation of present value of the obligation and the fair value of the plan assets**

**Change in projected benefit obligation**

Present value of obligations at the end of the year	11.74	0.06
Fair value of plan assets	-	-

Present value of obligations at the end of the year	11.74	0.06
Fair value of plan assets	-	-
<b>Net liability recognised in balance sheet</b>	<b>11.74</b>	<b>0.06</b>

**Net liability recognised in balance sheet**

The liability in respect of the gratuity plan comprises of the following non-current and current portions:

Current	4.81	-
Non-current	6.93	0.06
	<b>11.74</b>	<b>0.06</b>

	March 31, 2020	March 31, 2019
--	----------------	----------------

**E. Expense recognised in statement of profit and loss and other comprehensive income**

Current service cost	0.16	0.14
Interest on obligation	0.01	0.02
Past service cost	-	-
Expected return on plan assets	-	-
Net actuarial (gain)/ loss recognised in the year	11.51	(0.37)

Current service cost	0.16	0.14
Interest on obligation	0.01	0.02
Past service cost	-	-
Expected return on plan assets	-	-
Net actuarial (gain)/ loss recognised in the year	11.51	(0.37)
<b>Total included in 'employee benefits'</b>	<b>11.68</b>	<b>(0.21)</b>

**Total included in 'employee benefits'**



**Northern Arc Investment Adviser Services Private Limited**  
**Notes to the financial statements for the year ended March 31, 2020**  
 (All amounts are in Indian Rupees in lakhs)

**26 Employee benefits (continued)**

**F. Assumptions at balance sheet date**

	March 31, 2020	March 31, 2019
Discount rate	5.48%	7.72%
Salary escalation	8.00%	10.00%
Mortality rate	Indian Assured Lives (2012 -14)	Indian Assured Lives (2006 -08)
Attrition rate	33.00%	1.00%

**Notes:**

- The estimates in future salary increases, considered in actuarial valuation, takes account of inflation, seniority promotion and other relevant factors, such as supply and demand in the employee market.
- Discount rate is based on the prevailing market yields of Indian Government Bonds as at the balance sheet date for the estimated term of the obligation.

**G. Sensitivity analysis**

Reasonably possible changes at the reporting date to one of the relevant actuarial assumptions, holding other assumptions constant, would have affected the defined benefit obligation by the amounts shown below.

	Year ended March 31, 2020		Year ended March 31, 2019	
	Increase	Decrease	Increase	Decrease
	Discount rate (1% movement)	11.45	12.05	0.05
Future salary growth (1% movement)	12.09	11.40	0.08	0.05

**II. Five year Information**

	March 31, 2020	March 31, 2019	March 31, 2018	March 31, 2017	March 31, 2016
Present Value of obligations	11.74	0.06	0.28	0.03	1.81
Fair value of plan assets	-	-	-	-	-
(Surplus)/ deficit in the plan	-	-	-	-	-
Experience adjustments arising on plan liabilities - (gain)/ loss	11.51	(0.37)	0.21	(2.40)	(9.12)
Experience adjustments arising on plan assets - (gain)/ loss	-	-	-	-	-

**27 Segment Accounting:**

**Operating segments**

The Company's operations predominantly relate to financial advisory services. The information relating to this operating segment is reviewed regularly by the Company's Board of Directors (Chief Operating Decision Maker - "CODM") to make decisions about resources to be allocated and to assess its performance. The CODM considers the entire business of the Company on a holistic basis to make operating decisions and thus there are no segregated operating segments. The CODM of the Company reviews the operating results of the Company as a whole and therefore not more than one reportable segment is required to be disclosed by the Company as envisaged by Ind AS 108 Operating Segments.

The Company does not have any separate geographic segment other than India. As such there are no separate reportable segments as per Ind AS 108 Operating Segments.



**28 Employee stock option plan (ESOP)**

The Company has the following shared based payment arrangements as at March 31, 2020

Northern Arc Capital Limited (Holding Company) had established a share option programme (Scheme 1, 2 and 3) that entitles the key managerial personnel and senior employees of its subsidiary companies to purchase shares of Holding Company. During the current year, grants have been offered to certain employees of the Company. Under this programme, the holders of the vested options are entitled to purchase shares of the Holding Company at the exercise price specified in their respective grant letters.

The Holding Company has the following share option plans:

Employee Stock Option Plan 2016 (ESOP) has been approved by the Board of the Holding Company at its meeting held on May 11, 2016 and by the members of the Holding Company in the Extra Ordinary General Meeting held on October 7, 2016. ESOP Stock Option Plan 2018 (ESOP) has been approved by the members of the Holding Company in the Extra Ordinary General Meeting held on July 25, 2018.

**Northern Arc Capital Employee Stock Option Plan 2016 – (“Scheme 1”) formerly IFMR Capital Employee Stock Option Plan 2016 – (“Scheme 1”)**

The Northern Arc Capital Employee Stock Option Plan 2016 is applicable to all employees including employees of subsidiaries. The options were issued on March 01, 2017 and will be exercised at INR 10. The options are vested over a period of 4 years in 40:20:20:20 proportion

**Northern Arc Capital Employee Stock Option Plan 2016 – (“Scheme 2”) formerly IFMR Capital Employee Stock Option Plan 2016 – (“Plan” or “ESOP”) (“Scheme 2”)**

The Northern Arc Capital Employee Stock Option Plan 2016 is applicable to all employees including employees of subsidiaries. The options were issued in six batches. The first and second batch will be exercised at INR 110, third, fourth and fifth batch will be exercised at INR 121 and sixth batch will be exercised at INR 188. The options are vested equally over a period of 5 years.

**Northern Arc Capital Employee Stock Option Plan 2018 – (“Plan” or “ESOP”) (“Scheme 3”)**

The Northern Arc Capital Employee Stock Option Plan 2018 is applicable to all employees including employees of subsidiaries. The options were issued in two batches. The first batch will be exercised at INR 181 and second batch will be exercised at INR 188. The options are vested over a period of 3 years in 30:30:40 proportion

**28.1 Options outstanding under Scheme 1, Scheme 2 and Scheme 3**

Plan	As at March 31, 2020		
	Scheme 1	Scheme 2	Scheme 3
Grant date	Various	Various	Various
Number of options	10,000	190,000	40,378
Exercise price in INR	10	110 to 188	181 to 188
Vesting period	1 to 4 years	1 to 5 years	1 to 3 years
Option Price	113.65	33.95-40.89	65.77-73.55
Vesting condition	Time and performance based vesting		

**28.2 Reconciliation of outstanding options**

The details of options granted under the above schemes are as follows.

Particulars	Number of options
	As at March 31, 2020
Outstanding at beginning of year	-
Forfeited during the year	-
Exercised during the year	-
Transferred during the year	223,561
Granted / transferred during the year	16,817
Outstanding as at end of year	<b>240,378</b>
<b>Vested and exercisable as at end of year</b>	<b>89,068</b>



**Northern Arc Investment Adviser Services Private Limited**  
**Notes to the financial statements for the year ended March 31, 2020**  
 (All amounts are in Indian Rupees in lakhs)

**29 Contingent Liabilities and Capital commitments (to the extent not provided for)**

The Company doesn't have any contingent liabilities and capital commitments.

**30 Related party disclosures**

Related party relationships and transactions are as identified by the management.

Holding Company	Northern Arc Capital Limited
Ultimate Holding Company	IFMR Holdings Private Limited (upto February 26, 2019)
Significant influence in the Holding Company	Dvara Trust (upto February 26, 2019)

**Fellow Subsidiaries with whom the Company had transactions during the year:**

Northern Arc Foundation  
 Northern Arc Investment Managers Private Limited

**Transactions with related parties during the year:**

Related Party	Transaction	Year ended March 31, 2020	Year ended March 31, 2019
Dvara Trust	Infrastructure Cost	-	0.67
	Reimbursement of expenses	-	0.23
Northern Arc Capital Limited	Purchase of fixed assets	0.73	0.58
	Redemption of preference shares	-	76.00
	Premium paid on preference shares	-	22.29
	Reimbursement of income	0.97	-
	Share of common expenses	32.15	44.16
	ESOP Issued	89.74	-

**Outstanding balances with related parties as on balance sheet date:**

Related Party	Transaction	As at March 31, 2020	As at March 31, 2019
Dvara Trust	Trade payable	-	0.20
Northern Arc Capital Limited	Trade payable	87.02	54.98
	Equity share capital	125.00	125.00
	Other payable	89.74	-

**31 Corporate Social Responsibility ("CSR")**

The Company does not satisfy the criteria specified under the provisions of Section 135 of the Companies Act, 2013 read with Schedule VII and the Companies (Corporate Social Responsibility) Rules, 2014 and hence, no expenditure towards CSR was made for the year ended March 31, 2020 and for the previous year ended March 31, 2019.



**Northern Arc Investment Adviser Services Private Limited**  
**Notes to the financial statements for the year ended March 31, 2020**  
(All amounts are in Indian Rupees in lakhs)

**32 Earnings per share – Basic and Diluted:**

	Year ended March 31, 2020	Year ended March 31, 2019
<b>Earnings</b>		
Net profit attributable to equity shareholders for calculation of basic EPS	78.12	79.40
Net profit attributable to equity shareholders for calculation of diluted EPS	78.12	79.40
<b>Shares</b>		
Equity shares at the beginning of the period	125,000	125,000
Shares issued during the period	-	-
Total number of equity shares outstanding at the end of the period	125,000	125,000
Weighted average number of equity shares outstanding during the year for calculation of basic EPS	125,000	125,000
Weighted average number of equity shares outstanding during the year for calculation of diluted EPS	125,000	125,000
Face value per share	100.00	100.00
<b>Earning per share</b>		
Basic (in rupees)	62.49	63.52
Diluted (in rupees)	62.49	63.52

**33 Disclosure under Micro, Small and Medium Enterprises Development Act, 2006**

The Ministry of Micro, Small and Medium Enterprises has issued an office memorandum dated August 26, 2008 which recommends that the Micro and Small Enterprises should mention in their correspondence with its customers the Entrepreneurs Memorandum Number as allocated after filing of the Memorandum in accordance with the Micro, Small and Medium Enterprise Development Act, 2006 ('the Act'). Accordingly, the disclosure in respect of the amounts payable to such enterprises as at March 31, 2020 has been made in the financial statements based on information received and available with the Company. Further in view of the Management, the impact of interest, if any, that may be payable in accordance with the provisions of the Act is not expected to be material. The Company has not received any claim for interest from any supplier as at the balance sheet date.

Particulars	As at March 31, 2020	As at March 31, 2019
The principal amount and the interest due thereon (to be shown separately) remaining unpaid to any supplier as at the end of each accounting period		
Principal	-	-
Interest	-	-
The amount of interest paid by the buyer in terms of section 16 of the Micro, Small and Medium Enterprises Development Act, 2006, along with the amount of the payment made to the supplier beyond the appointed day during each accounting year;	-	-
The amount of interest due and payable for the period of delay in making payment (which have been paid but beyond the appointed day during the year) but without adding the interest specified under the Micro, Small and Medium Enterprises Development Act, 2006;	-	-
The amount of interest accrued and remaining unpaid at the end of each accounting year; and	-	-
The amount of further interest remaining due and payable even in the succeeding years, until such date when the interest dues above are actually paid to the small enterprise, for the purpose of disallowance of a deductible expenditure under section 23 of the Micro, Small and Medium Enterprises Development Act, 2006.	-	-



**34 Disclosure of Specified Bank Notes ('SBN')**

The disclosures regarding details of specified bank notes held and transacted during November 08, 2016 to December 30, 2016 has not been made in these financial statements since the requirement does not pertain to financial year ended 31 March 2020.

**35 Impact of the COVID-19 pandemic on the business**

The outbreak of COVID-19 pandemic across the globe and in India has contributed to a significant decline and volatility in the global financial markets and a slowdown in economic activities. The impact of pandemic on the economy is uncertain and would also be dependent upon future developments including various measures taken by the Government, responses of businesses, consumers etc. The Company has adopted measures to curb the spread of infection in order to protect the health of its employees and ensure business continuity with minimal disruption.

The Company has considered the possible effects that may result from the pandemic on carrying value of investments and other current assets. In developing the assumptions relating to possible future uncertainties in global economic conditions because of this pandemic, the entity, as at the date of approval of these financial statements has used available internal and external sources of information and has concluded that no adjustments are required to these financial statements. The Company will continue to monitor the developing scenario for any material changes.

As per our report of even date attached  
for **BSR & Co. LLP**  
Chartered Accountants  
Firm's Registration No: 101248W/W-100022



**Naveen Raj R**  
Partner  
Membership No. 217772

Place : Chennai  
Date : June 25, 2020

For and on behalf of the Board of Directors of  
**Northern Arc Investment Adviser Services Private Limited**  
CIN:U74900TN2012PTC087839



**Kshama Fernandes**  
Director  
DIN:02539429

Place : Chennai  
Date : June 25, 2020



**Vijayaraghavan Venkatesan**  
Director  
DIN:02542069